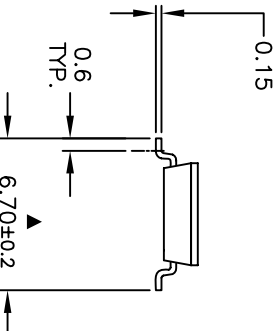
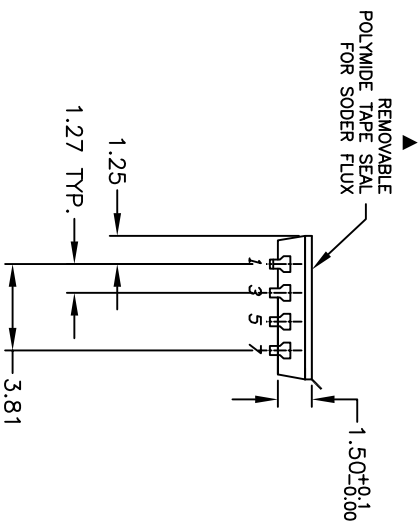
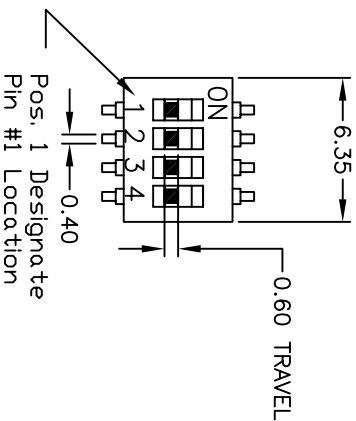
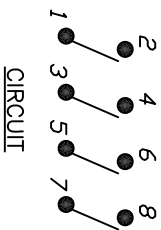


RECOMMENDED P.C.B. LAYOUT



NOTES:

1. ALL DIMENSIONS IN MM
2. GENERAL TOLERANCE: X:X=±0.4
X:XX=±0.25
3. TERM. NOS. FOR REFERENCE ONLY.
4. CONTACT RATINGS: 25mA @24VDC.
5. CONTACT MATERIAL: Copper Alloy w/
gold plate over Nickel Plate.
6. PACKAGED: TAPE & REEL
7. ▲ DENOTES CRITICAL PARAMETER.
8. SWITCHES TO BE SHIPPED WITH THE ACTUATORS IN THE "OFF" POSITION.

A		16122	RELEASED FOR PRODUCTION	6/9/06	CT	TITLE				
REV.	ECN No.	DESCRIPTION		DATE	CHKD	KAN1104RR (OFF POSITION)				
THE INFORMATION CONTAINED IN THIS DOCUMENT IS PROPRIETARY TO E-SWITCH AND IS NOT TO BE COPIED OR TRANSFERRED						SCALE	DATE	DR	DWG	REV
						3:1	6/9/06	CT	N111206	A
						E-SWITCH®				