

Features

- Low height of 5.65 mm
- Operating temperature -40 °C to +85 °C
- RoHS compliant*

Applications

- Telecom

SM75057EL - T1/E1 Transformer

Electrical Specifications @ 25 °C

OCL (1-3)	mH min. @ 10 kHz, 0.1 V	1.2
OCL (6-8)	mH min. @ 10 kHz, 0.1 V	1.2
OCL (1-3)	µH min. @ 10 kHz, 0.1 V, (-40 °C to +85 °C)	600
OCL (6-8)	µH min. @ 10 kHz, 0.1 V, (-40 °C to +85 °C)	600
LL (1-3)	µH max. @ 100 kHz, 0.1 V short (16-14).....	0.6
LL (6-8)	µH max. @ 100 kHz, 0.1 V short (11-9).....	0.6
Cww (16-1)	pF max. @ 100 kHz, 0.1 V.....	30
Cww (11-6)	pF max. @ 100 kHz, 0.1 V	30
30 Turns Ratio	(1-3) : (16-14).....	1 : 2 ±2 %
	(6-8) : (11-9).....	1 : 2 ±2 %
DCR (1-3).....		0.5 to 0.8 ohm
DCR (6-8).....		0.5 to 0.8 ohm
DCR (16-14).....		0.9 to 1.6 ohm
DCR (11-9).....		0.9 to 1.6 ohm
Polarity (1, 16, 6, 11).....		Same phase
HIPOT	Between Windings	2000 VAC

Packaging Specifications

Tape & Reel* 700 pcs./reel

**"E" suffix before "L" in part number designates tape & reel packaging, e.g. SM75057EL.

How To Order

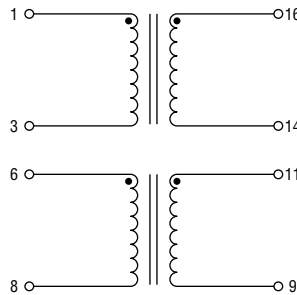
SM75057E L

Model _____

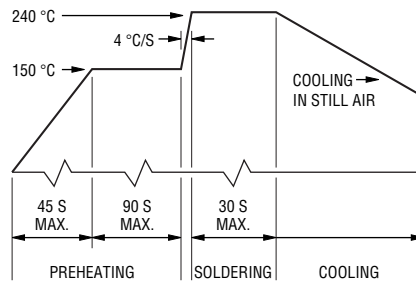
Termination _____

L = Tin only (RoHS Compliant)

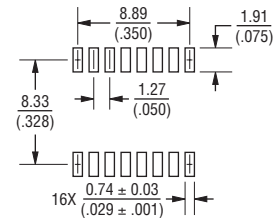
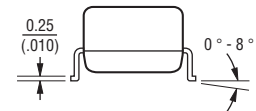
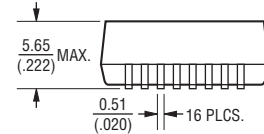
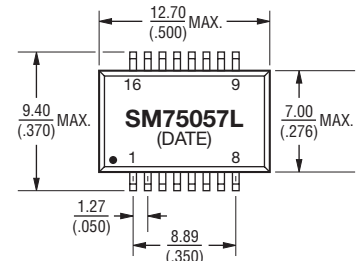
Electrical Schematic



Soldering Profile



Product Dimensions



Recommended PAD layout

DIMENSIONS: $\frac{\text{MM}}{\text{(INCHES)}}$

TOLERANCE: $\pm \frac{0.254}{(.010)}$