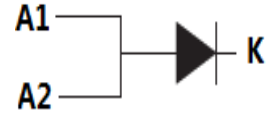


**Main Product Characteristics:**

IF	5A
VRRM	150V
Tj(max)	150°C
Vf(max)	0.8V



TO263  
SSBD5L150A



Schematic Diagram

**Features and Benefits:**

- High Junction Temperature
- High ESD Protection
- High Forward & Reverse Surge capability



**Description:**

Schottky Barrier Rectifier designed for high frequency switch model power supplies such as adaptors and DC/DC converters; this product special design for high forward and reverse surge capability

**Absolute Rating:**

Symbol	Characterizes	Value	Unit
VRRM	Peak Repetitive Reverse Voltage	150	V
VR(RMS)	RMS Reverse Voltage	105	V
IF(AV)	Average Forward Current	5	A
IFSM	Non Repetitive Surge Forward Current(tp=8.3ms sinusoidal)	150	A
IRRM	Peak Repetitive Reverse Surge Current(Tp=2us)	2	A
TJ	Maximum operation Junction Temperature Range	-55~150	°C
Tstg	Storage Temperature Range	-55~150	°C

**Thermal Resistance**

Symbol	Characterizes	Value	Unit
RθJC	Maximum Thermal Resistance Junction To Case (per leg)	TO263 2	°C/W

**Electrical Characterizes @TA=25°C unless otherwise specified**

Symbol	Characterizes	Min	Typ	Max	Unit	Test Condition
VR	Reverse Breakdown Voltage	150			V	IR=0.5mA
VF	Forward Voltage Drop			0.8	V	IF=5A, TJ=25°C
				0.7		IF=5A, TJ=125°C
IR	Leakage Current			0.1	mA	VR=150V, TJ=25°C
				10		VR=150V, TJ=125°C

I-V Curves:

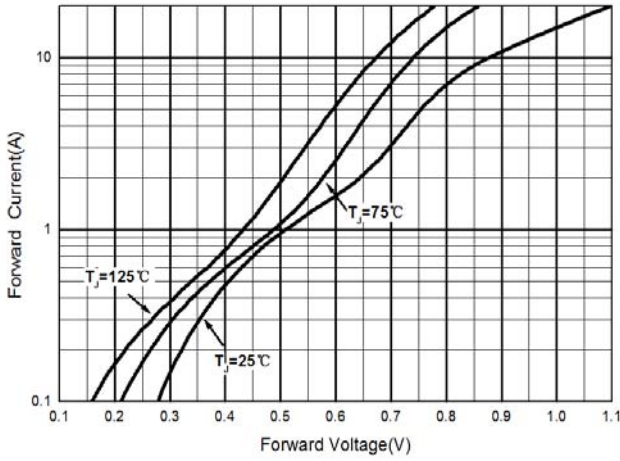


Figure 1: Typical Forward Characteristics

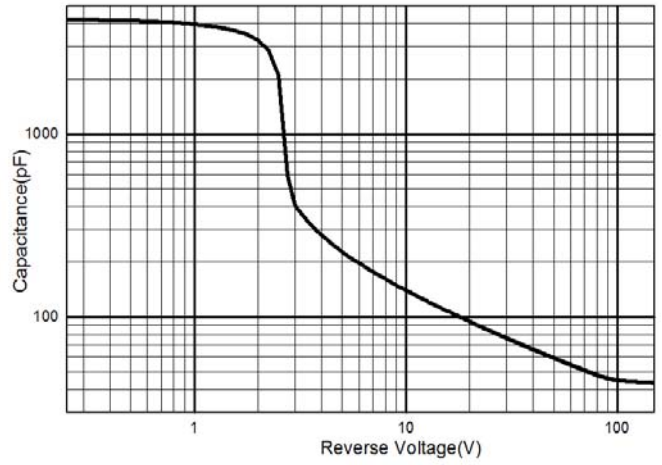


Figure 2: Typical Capacitance Characteristics

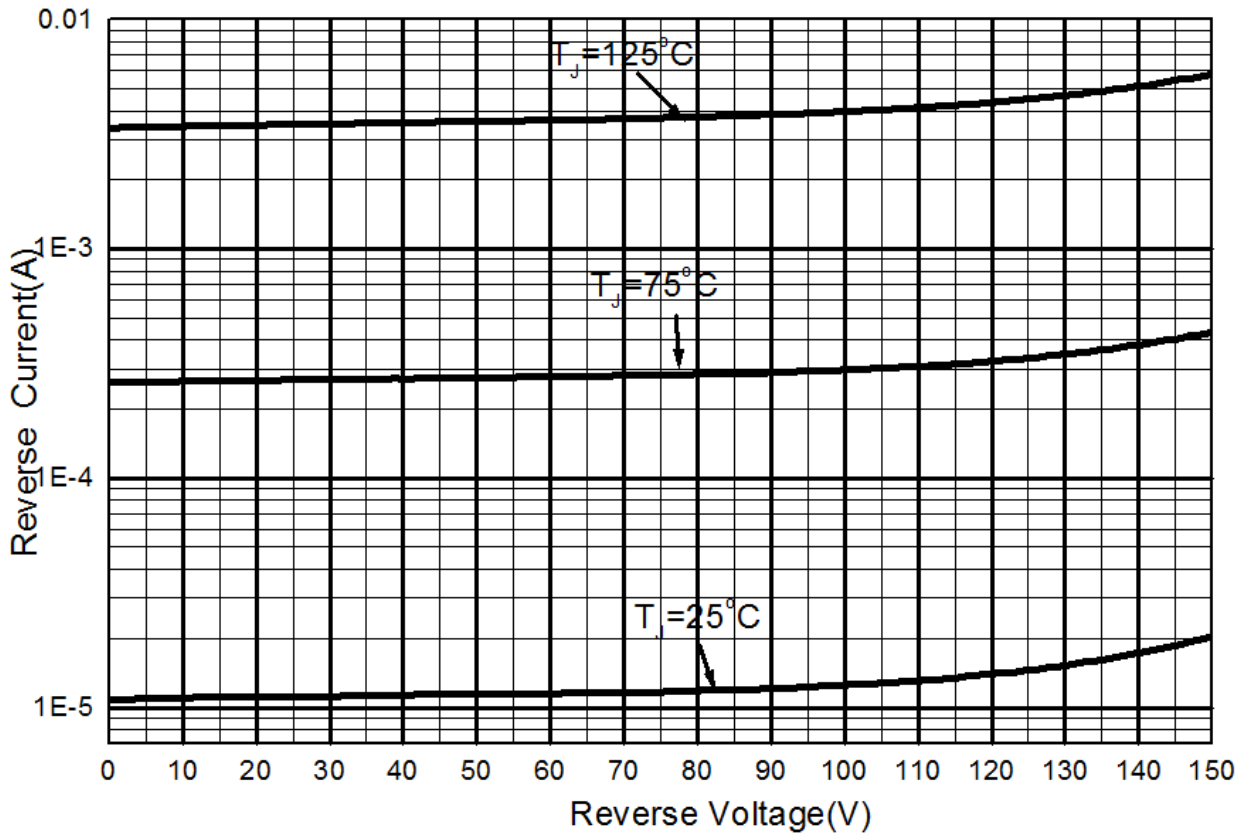
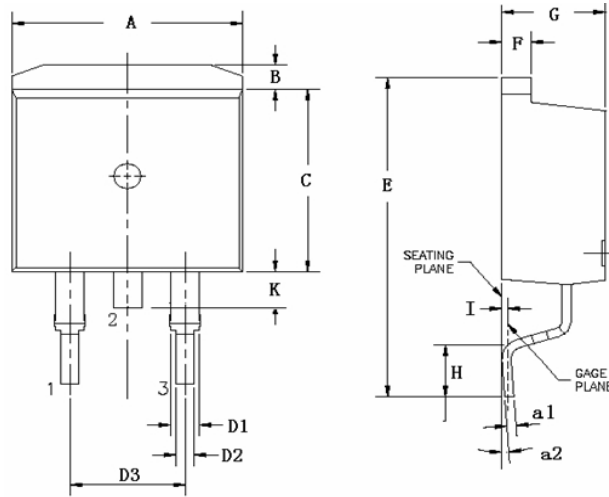


Figure 3: Typical Reverse Characteristics

**Mechanical Data:**

TO263:



Symbol	Dimension In Millimeters		Dimension In Inches	
	Min	Max	Min	Max
A	9.660	10.280	0.380	0.405
B	1.020	1.320	0.040	0.052
C	8.590	9.400	0.338	0.370
D1	1.140	1.400	0.045	0.055
D2	0.700	0.950	0.028	0.037
D3	5.080 (TYP)		0.200 (TYP)	
E	15.090	15.390	0.594	0.606
F	1.150	1.400	0.045	0.055
G	4.300	4.700	0.169	0.185
H	2.290	2.790	0.090	0.110
I	0.250 (TYP)		0.010 (TYP)	
K	1.300	1.600	0.051	0.063
a1	0.450	0.650	0.018	0.026
a2	0°	80	1°	8°

**Ordering and Marking Information**

**Device Marking: SSBD5L150A**

**Package (Available)**  
**TO263**  
**Operating Temperature Range**  
**C : -55 to 150 °C**

**Devices per Unit**

<b>Package Type</b>	<b>Units/Tube</b>	<b>Tubes/Inner Box</b>	<b>Units/Inner Box</b>	<b>Inner Boxes/Carton Box</b>	<b>Units/Carton Box</b>
<b>TO263</b>	50	20	1000	6	6000

**Reliability Test Program**

<b>Test Item</b>	<b>Conditions</b>	<b>Duration</b>	<b>Sample Size</b>
<b>High Temperature Reverse Bias(HTRB)</b>	<b>Tj=125°C to 175°C @ 80% of Max VDSS/VCES/VR</b>	<b>168 hours 500 hours 1000 hours</b>	<b>3 lots x 77 devices</b>

**ATTENTION:**

- Any and all Silikron products described or contained herein do not have specifications that can handle applications that require extremely high levels of reliability, such as life-support systems, aircraft's control systems, or other applications whose failure can be reasonably expected to result in serious physical and/or material damage. Consult with your Silikron representative nearest you before using any Silikron products described or contained herein in such applications.
- Silikron assumes no responsibility for equipment failures that result from using products at values that exceed, even momentarily, rated values (such as maximum ratings, operating condition ranges, or other parameters) listed in products specifications of any and all Silikron products described or contained herein.
- Specifications of any and all Silikron products described or contained herein stipulate the performance, characteristics, and functions of the described products in the independent state, and are not guarantees of the performance, characteristics, and functions of the described products as mounted in the customer's products or equipment. To verify symptoms and states that cannot be evaluated in an independent device, the customer should always evaluate and test devices mounted in the customer's products or equipment.
- Silikron Semiconductor CO., LTD. strives to supply high-quality high-reliability products. However, any and all semiconductor products fail with some probability. It is possible that these probabilistic failures could give rise to accidents or events that could endanger human lives that could give rise to smoke or fire, or that could cause damage to other property. When designing equipment, adopt safety measures so that these kinds of accidents or events cannot occur. Such measures include but are not limited to protective circuits and error prevention circuits for safe design, redundant design, and structural design.
- In the event that any or all Silikron products(including technical data, services) described or contained herein are controlled under any of applicable local export control laws and regulations, such products must not be exported without obtaining the export license from the authorities concerned in accordance with the above law.
- No part of this publication may be reproduced or transmitted in any form or by any means, electronic or mechanical, including photocopying and recording, or any information storage or retrieval system, or otherwise, without the prior written permission of Silikron Semiconductor CO.,LTD.
- Information (including circuit diagrams and circuit parameters) herein is for example only ; it is not guaranteed for volume production. Silikron believes information herein is accurate and reliable, but no guarantees are made or implied regarding its use or any infringements of intellectual property rights or other rights of third parties.
- Any and all information described or contained herein are subject to change without notice due to product/technology improvement, etc. When designing equipment, refer to the "Delivery Specification" for the Silikron product that you intend to use.
- This catalog provides information as of Dec, 2008. Specifications and information herein are subject to change without notice.

**Customer Service**

**Worldwide Sales and Service:**

**Sales@silikron.com**

**Technical Support:**

**Technical@silikron.com**

**Suzhou Silikron Semiconductor Corp.**

**11A, 428 Xinglong Street, Suzhou Industrial Park, P.R.China**

**TEL: (86-512) 62560688**

**FAX: (86-512) 65160705**

**E-mail: Sales@silikron.com**