



PRELIMINARY

SOLID STATE DEVICES, INC

14849 Firestone Boulevard · La Mirada, CA 90638
Phone: (714) 670-SSDI (7734) · Fax: (714) 522-7424

**SFF054M
SFF054Z**

**35 AMP
60 VOLTS
0.022Ω
N CHANNEL
POWER MOSFET**

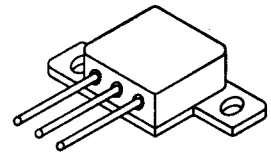
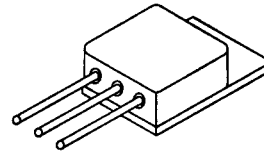
Designer's Data Sheet

FEATURES:

- Rugged construction with poly silicon gate
- Low RDS(on) and high transconductance
- Excellent high temperature stability
- Very fast switching speed
- Fast recovery and superior dv/dt performance
- Increased reverse energy capability
- Low input and transfer capacitance for easy paralleling
- Hermetically sealed power package
- TX, TXV and Space Level screening available
- Replaces: IRFM054 Types

TO-254

TO-254Z

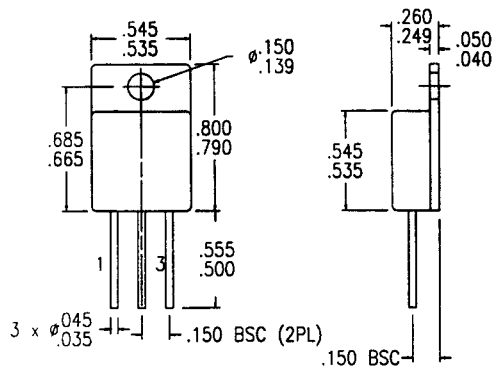


MAXIMUM RATINGS

| CHARACTERISTIC | SYMBOL | VALUE | UNIT |
|--------------------------------------|------------------------------------|-------------|-------|
| Drain to Source Voltage | V _{DS} | 60 | Volts |
| Gate to Source Voltage | V _{GS} | ±20 | Volts |
| Continuous Drain Current | I _D | 35 | Amps |
| Operating and Storage Temperature | T _{OP} & T _{STG} | -55 to +150 | °C |
| Thermal Resistance, Junction to Case | R _{θJC} | 0.83 | °C/W |
| Total Device Dissipation @ TC=25°C | P _D | 150 | Watts |
| Total Device Dissipation @ TC=55°C | | 114 | |

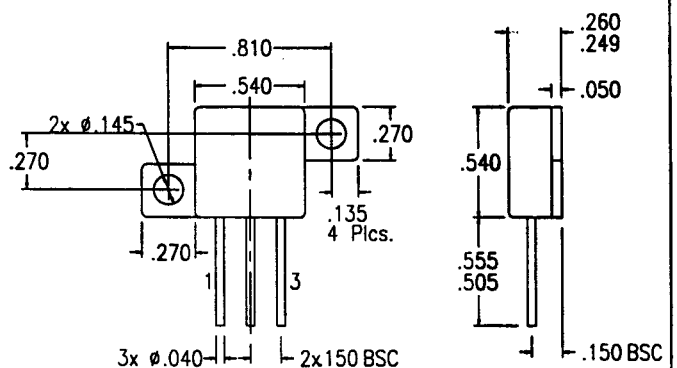
PACKAGE OUTLINE: TO-254

PIN OUT:
PIN 1: DRAIN
PIN 2: SOURCE
PIN 3: GATE



PACKAGE OUTLINE: TO-254Z

PIN OUT:
PIN 1: DRAIN
PIN 2: SOURCE
PIN 3: GATE



Available with Glass or Ceramic Seals. Contact Factory for details.

NOTE: All specifications are subject to change without notification. SCD's for these devices should be reviewed by SSDI prior to release.

DATA SHEET #: F00059 D

MED

SFF054M
SFF054Z

SOLID STATE DEVICES, INC

14849 Firestone Boulevard · La Mirada, CA 90638
Phone: (714) 670-SSDI (7734) · Fax: (714) 522-7424

ELECTRICAL CHARACTERISTICS @ T_J=25° C (Unless Otherwise Specified)

| RATING | | SYMBOL | MIN | TYP | MAX | UNIT |
|---|---|---|----------------|----------------------|-------------------------|------------|
| Drain to Source Breakdown Voltage (V _{GS} =0 V, I _D =1mA) | | BV _{DSS} | 60 | --- | --- | V |
| Drain to Source on State Resistance (V _{GS} =10 V, I _D =60% Rated ID) | | R _{DS(on)} | --- | 0.017 | 0.022 | Ω |
| On State Drain Current (V _{DS} > I _{D(on)} X R _{DS(on)} Max, V _{GS} =10 V) | | I _{D(on)} | 35 | --- | --- | A |
| Gate Threshold Voltage (V _{DS} =V _{GS} , I _D =250μA) | | V _{GS(th)} | 2.0 | 2.6 | 4.0 | V |
| Forward Transconductance (V _{DS} > I _{D(on)} X R _{DS(on)} Max, I _{DS} =35A) | | g _{fs} | 20 | 45 | --- | S(Ω) |
| Zero Gate Voltage Drain Current (V _{DS} =80%max rated voltage, V _{GS} =0 V) (V _{DS} =80% rated V _{DS} , V _{GS} =0 V, T _A =125° C) | | I _{DSS} | --- | --- | 25 250 | μA |
| Gate to Source Leakage Forward Gate to Source Leakage Reverse | At rated V _{GS} | I _{GSS} | --- | --- | 100 -100 | nA |
| Total Gate Charge Gate to Source Charge Gate to Drain Charge | V _{GS} =10 Volts 80% rated V _{DS} Rated I _D | Q _g Q _{gs} Q _{gd} | 80 10 34 | --- | 180 45 105 | nC |
| Turn on Delay Time Rise Time Turn Off Delay Time Fall Time | V _{DD} =50% rated V _{DS} I _D =35A R _G =≤6.2Ω | t _{d(on)} t _r t _{d(off)} t _f | --- | 30 20 60 30 | 33 180 100 100 | nsec |
| Diode Forward Voltage (I _S =rated I _D , V _{GS} =0 V, T _J =25° C) | | V _{SD} | --- | 1.1 | 2.5 | V |
| Diode Reverse Recovery Time Reverse Recovery Charge | T _J =25° C I _F =10A di/dt=100 A/μsec | t _{rr} Q _{RR} | --- | --- | 280 2.2 | nsec μC |
| Input Capacitance Output Capacitance Reverse Transfer Capacitance | V _{GS} =0 Volts V _{DS} =25 Volts f= 1 MHz | C _{iss} C _{oss} C _{rss} | --- | 4600 2000 340 | --- | pF |

For thermal derating curves and other characteristic curves please contact SSDI Marketing Department.