



MBR5H200SS / SR5H20 SERIES

ULTRA LOW IR SCHOTTKY BARRIER RECTIFIERS

VOLTAGE 200~250 Volt **CURRENT** 5 Ampere


FEATURES

- Plastic package has Underwriters Laboratory Flammability Classification 94V-O.
- Flame Retardant Epoxy Molding Compound.
- Low power loss, high efficiency.
- High current capability
- High junction temperature capability
- Lead free in compliance with EU RoHS 2011/65/EU directive
- Green molding compound as per IEC61249 Std. . (Halogen Free) (SMB)

MECHANICAL DATA

- Case: DO-201AD, SMB package
- Terminals: solder plated, solderable per MIL-STD-750, Method 2026
- DO-201AD Weight: 0.04 ounces, 1.142 grams.
- SMB Weight: 0.003 ounces, 0.092 grams.

	200V	250V
DO-201AD	MBR5H200SS	MBR5H250SS
SMB	SR5H20	SR5H25



MAXIMUM RATINGS AND ELECTRICAL CHARACTERISTICS

Ratings at 25°C ambient temperature unless otherwise specified. Single phase, half wave, 60 Hz, resistive or inductive load.

For capacitive load, derate current by 20%

PARAMETER	SYMBOL	200V	250V	UNITS
Maximum Recurrent Peak Reverse Voltage	V_{RRM}	200	250	V
Maximum RMS Voltage	V_{RMS}	140	175	V
Maximum DC Blocking Voltage	V_{DC}	200	250	V
Maximum Average Forward Current	$I_{F(AV)}$	5		A
Peak Forward Surge Current : 8.3 ms single half sine-wave superimposed on rated load	I_{FSM}	150		A
Maximum Forward Voltage at 5A	V_F	0.9		V
Maximum DC Reverse Current at Rated DC Blocking Voltage	I_R	0.5 1		μ A mA
Typical Thermal Resistance	$R_{\theta JC}$	18 17		$^{\circ}$ C / W
Operating Junction and Storage Temperature Range	T_J, T_{STG}	-55 to + 175		$^{\circ}$ C

NOTES : 1.Mounted on a FR4 PCB, single-sided copper, with 100cm² copper pad area

2.The testing condition of the thermal resistance (junction to lead) is based on 10 mm lead length between two 10cm x 10cm copper pad



MBR5H200SS / SR5H20 SERIES

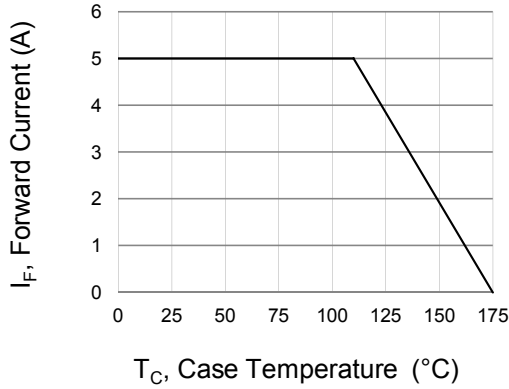


Fig.1 Forward Current Derating Curve

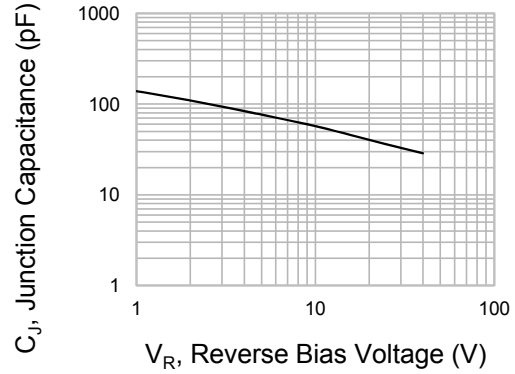


Fig.2 Typical Junction Capacitance

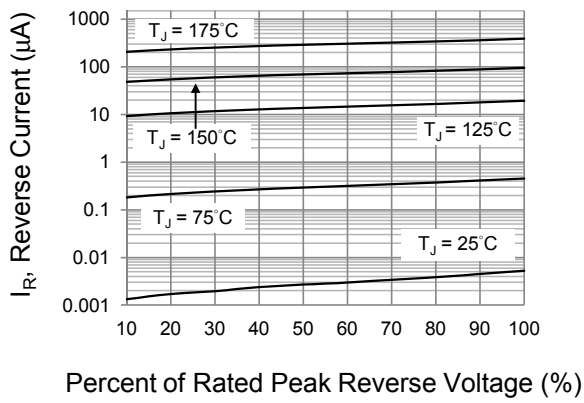


Fig.3 Typical Reverse Characteristics

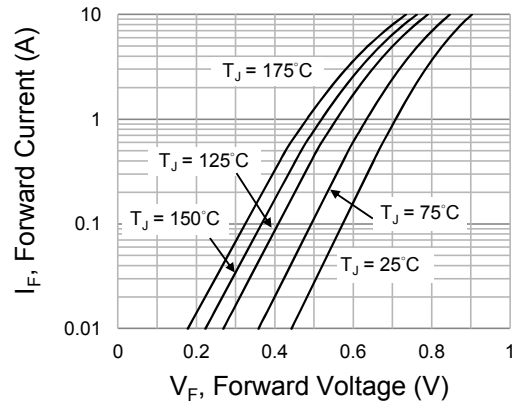


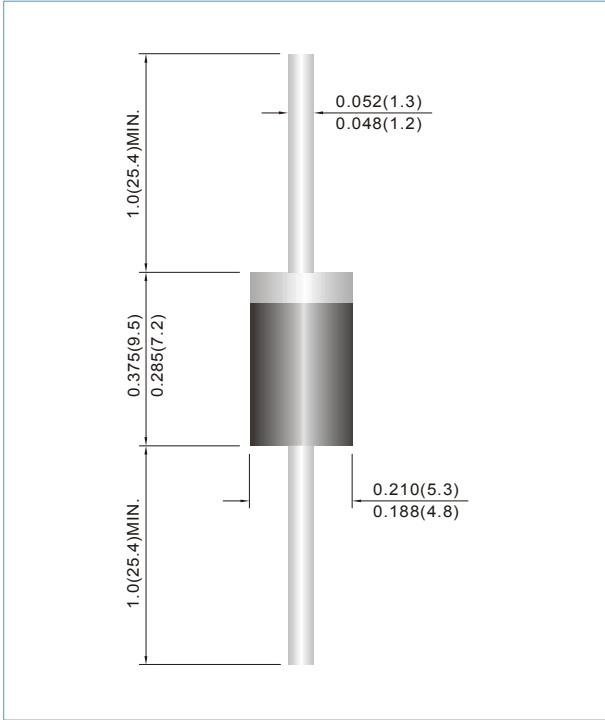
Fig.4 Typical Forward Characteristics



MBR5H200SS / SR5H20 SERIES

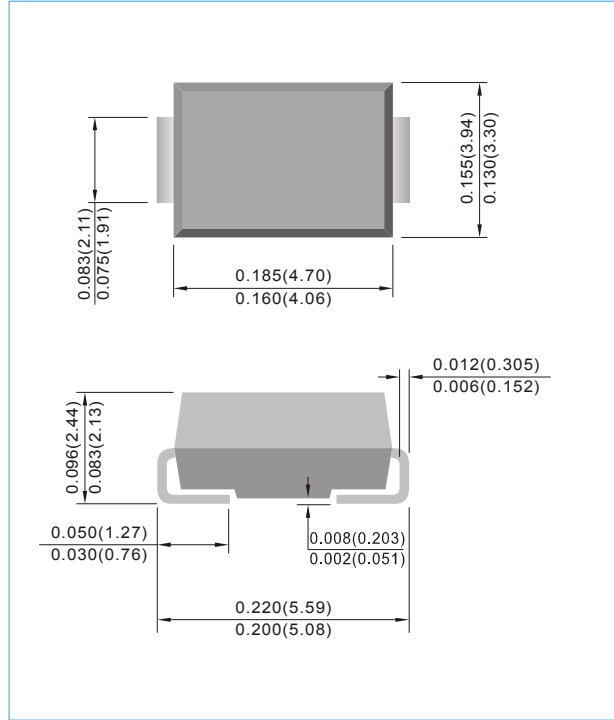
DO-201AD

Unit : inch(mm)



SMB / DO-214AA

Unit : inch(mm)





MBR5H200SS / SR5H20 SERIES

Part No_packing code_Version

MBR5H200SS_AY_00001
 MBR5H200SS_AY_10001
 MBR5H200SS_B0_00001
 MBR5H200SS_B0_10001
 MBR5H200SS_R2_00001
 MBR5H200SS_R2_10001
 SR5H20_R1_00001
 SR5H20_R2_00001

For example :

RB500V-40_R2_00001



Packing type	Packing Code XX			Version Code XXXXX		
	1 st Code	Packing size code	2 nd Code	HF or RoHS	1 st Code	2 nd ~5 th Code
Tape and Ammunition Box (T/B)	A	N/A	0	HF	0	serial number
Tape and Reel (T/R)	R	7"	1	RoHS	1	serial number
Bulk Packing (B/P)	B	13"	2			
Tube Packing (T/P)	T	26mm	X			
Tape and Reel (Right Oriented) (TRR)	S	52mm	Y			
Tape and Reel (Left Oriented) (TRL)	L	PANASERT T/B CATHODE UP (PBCU)	U			
FORMING	F	PANASERT T/B CATHODE DOWN (PBCD)	D			



MBR5H200SS / SR5H20 SERIES

Disclaimer

- Reproducing and modifying information of the document is prohibited without permission from Panjit International Inc..
- Panjit International Inc. reserves the rights to make changes of the content herein the document anytime without notification. Please refer to our website for the latest document.
- Panjit International Inc. disclaims any and all liability arising out of the application or use of any product including damages incidentally and consequentially occurred.
- Panjit International Inc. does not assume any and all implied warranties, including warranties of fitness for particular purpose, non-infringement and merchantability.
- Applications shown on the herein document are examples of standard use and operation. Customers are responsible in comprehending the suitable use in particular applications. Panjit International Inc. makes no representation or warranty that such applications will be suitable for the specified use without further testing or modification.
- The products shown herein are not designed and authorized for equipments requiring high level of reliability or relating to human life and for any applications concerning life-saving or life-sustaining, such as medical instruments, transportation equipment, aerospace machinery et cetera. Customers using or selling these products for use in such applications do so at their own risk and agree to fully indemnify Panjit International Inc. for any damages resulting from such improper use or sale.
- Since Panjit uses lot number as the tracking base, please provide the lot number for tracking when complaining.