

1

2

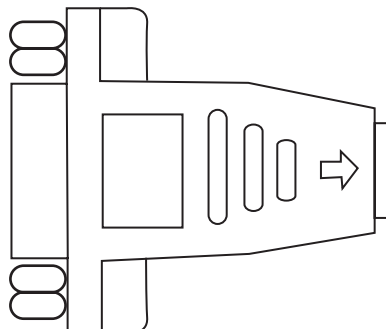
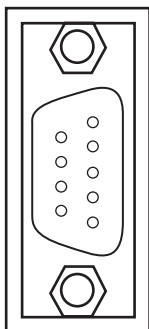
3

4

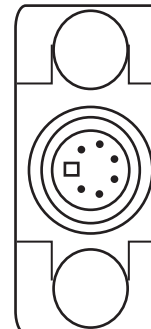
A

A

DB9 Female



MINI DIN 6PIN Male



B

B

Configuration

DB9F

MINI 6M

2 _____ 1

3 _____ 2

5 _____ 3.5

7 _____ 4

Shield _____ Shield

Material:

1.Jump Wire:(UL1007) #26 4C+(Ground)

2.Both connectors with normal type

DB9 Female with nut rived #4-40UNC Type

Both connectors insulator color with black

3.Overall Molded with Beige PVC

Notes:

1.Color:Beige

2.Molded Type

3.MINI DIN 6PIN Male(Detail):

MINI DIN 6M



Front View

C

C

Description

Name: **AB450-R**

Adaptor

DB9F- MINI DIN 6PIN Male



D

D



THIS DRAWING IS UNPUBLISHED

© Copyright 2005 by Assmann Electronic Components All International Rights Reserved

This drawing is a controlled document for Assmann Electronics, Inc. It is subject to change and the controlling engineering organization should be contacted for the latest revision.

1

2

3

4