

GF20DLH THRU GF20MLH

● **FEATURES**

- * Halogen-free type
- * Compliance to RoHS product
- * GPRC (glass passivated rectifier chip) inside
- * Glass passivated cavity-free junction
- * Ideal for surface mount automotive applications
- * Plastic package has Underwriters Laboratory Flammability Classification 94V-0

● **APPLICATION**

- * General purpose rectification of power supplies and inverters.
- * Surge absorption.

● **MECHANICAL DATA**

Case : DO-214AA molded plastic
Terminals : Tin Plated, solderable per MIL-STD-750, Method 2026.
Polarity : Color band denotes cathode end
Weight : 0.093 gram

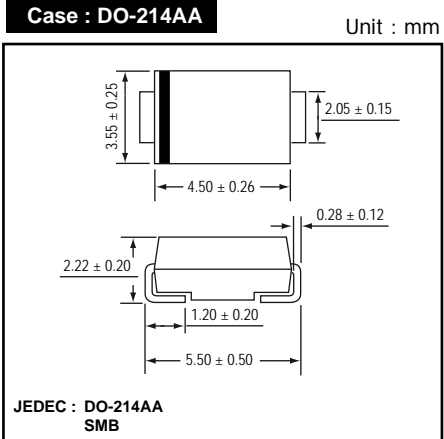
● **PACKING**

- 7" (178mm ± 2mm) reel :**
- * 850 pieces per reel
 - * 4 reels per box
 - * 6 boxes per carton
- 13" (330mm ± 2mm) reel :**
- * 3,000 pieces per reel
 - * 2 reels per box
 - * 5 boxes per carton

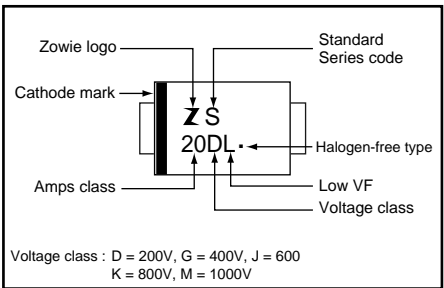
VF < 0.91V @IF = 2A

IFSM = 100Amp

● **OUTLINE DIMENSIONS**



● **MARKING**



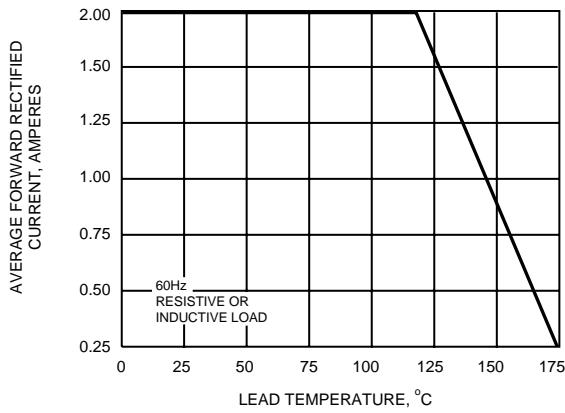
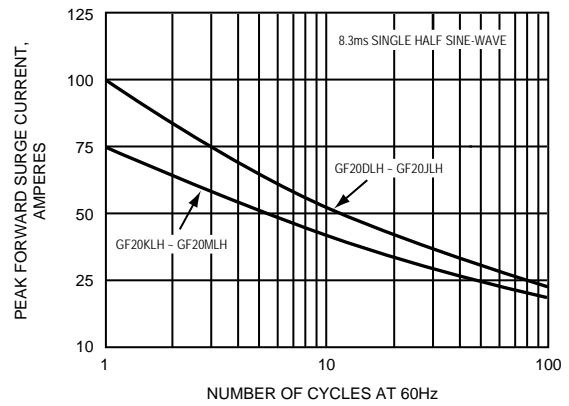
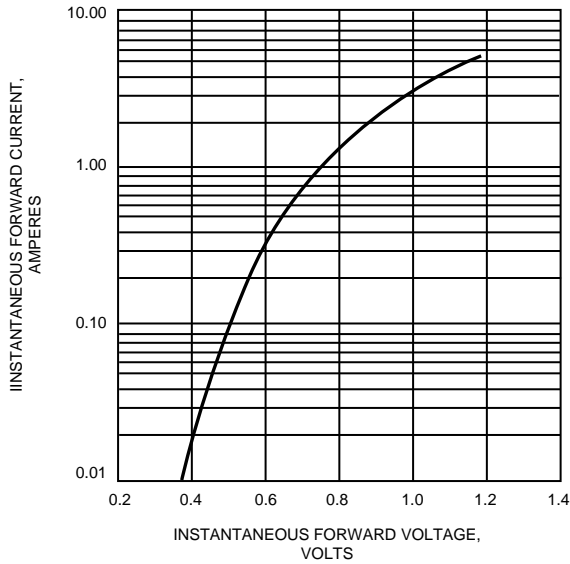
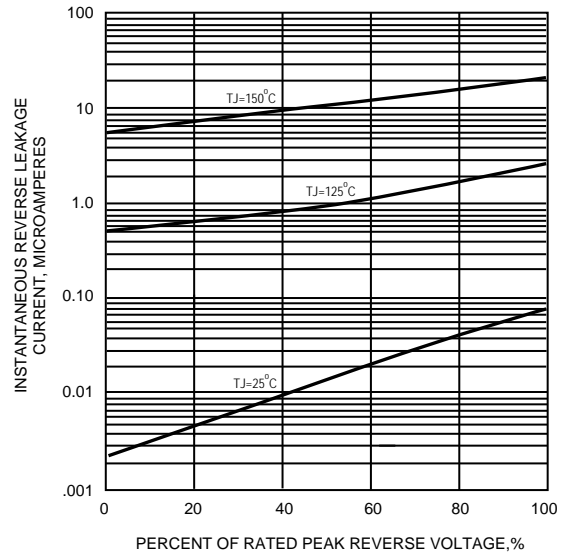
Absolute Maximum Ratings (Ta = 25 °C)

ITEM	Symbol	Rating					Unit
		GF20DLH	GF20GLH	GF20JLH	GF20KLH	GF20MLH	
Repetitive peak reverse voltage	VRRM	200	400	600	800	1000	V
Average forward current	IF(AV)	2.0					A
Peak forward surge current (8.3ms single half sine-wave)	IFSM	100			75		
Operating junction temperature Range	Tj	-65 to +175					°C
Storage temperature Range	TSTG	-65 to +175					

Electrical characteristics (Ta = 25 °C)

ITEM	Symbol	Conditions	Min.	Typ.	Max.	Unit	
Forward voltage	VF	IF = 2.0	GF20DLH	-	0.88	0.91	V
			GF20GLH				
			GF20JLH				
			GF20KLH	-	0.89	0.92	
			GF20MLH				
Repetitive peak reverse current	IRRM	VR = Max. VRRM , Ta = 25 °C	-	0.08	5	uA	
Junction capacitance	Cj	VR = 4V, f = 1.0 MHz	-	25	-	pF	
Thermal resistance	Rth(JA)	Junction to ambient *	-	53	-	°C/W	
	Rth(JL)	Junction to lead *	-	16	-		

* Thermal resistance from junction to ambient and from junction to lead P.C.B. mounted on 0.2 x 0.2" (5.0mm x 5.0mm) copper pad areas.

FIG.1 - FORWARD CURRENT DERATING CURVE

**FIG.2 - MAXIMUM NON-REPETITIVE
PEAK FORWARD SURGE CURRENT**

**FIG.3 - TYPICAL INSTANTANEOUS
FORWARD CHARACTERISTICS**

FIG.4 - TYPICAL REVERSE CHARACTERISTICS

FIG.5 - TYPICAL JUNCTION CAPACITANCE
