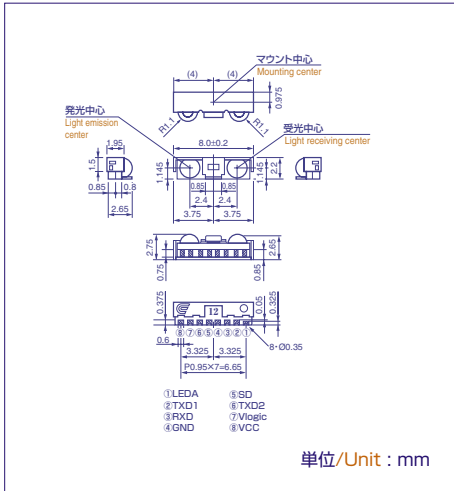


# CIM-51S12RV



## ●外形寸法図/Outline drawing



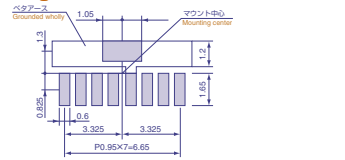
## ●電气的光学的特性/Electro-optical characteristics

(Ta 25°C)

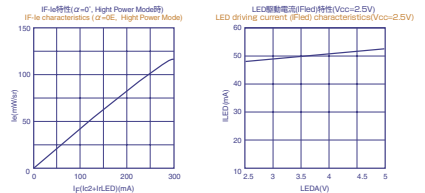
Item	Symbol	Conditions	Min	Typ	Max	Unit	
トランシーバー Transceiver	電源電圧 Power supply voltage	V <sub>CC</sub>	-	2.4	-	3.6	V
	供給電圧 Power supply voltage	V <sub>logic</sub>	-	1.5	-	VCC	V
	通信レート Communications rate	-	-	2.4	-	115.2	Kbps
	消費電流 Current drawn	I <sub>CC</sub>	No Load	-	113	155	μA
	Power Down電流 Power-down current	I <sub>CCSD</sub>	SD=V <sub>CC</sub> No Load	-	0.01	1	μA
発光部 Light emitting portion	放射強度 Emission strength	I <sub>e</sub>	α=0° V <sub>CC</sub> =Anode=3V	10.5	-	40	mW/sr
	放射強度 Emission strength	I <sub>e</sub>	α±15° V <sub>CC</sub> =Anode=3V	4.0	-	40	mW/sr
	ピーク発光波長 Peak emission wavelength	λ <sub>p</sub>	-	875	888	900	nm
受光部 Light sensing portion	最小受光感度 Minimum receiving sensitivity	E <sub>emin</sub>	α=±15°	-	4.0	8.1	μW/cm <sup>2</sup>
	最大受光感度 Maximum receiving sensitivity	E <sub>emax</sub>	α=0°	500	-	-	mW/cm <sup>2</sup>
	レイテンシー Latency	T <sub>L</sub>	-	-	-	100	μs

### 推奨はんだ付けパターン


The following soldering patterns are recommended for reflow-soldering:



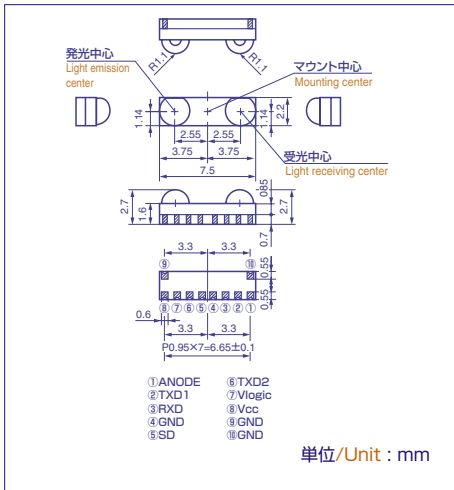
## ●諸特性/Characteristics



# CIM-55S12RV



## ●外形寸法図/Outline drawing



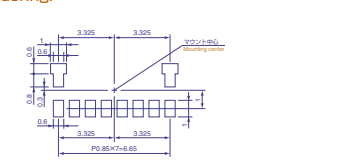
## ●電气的光学的特性/Electro-optical characteristics

(Ta 25°C)

Item	Symbol	Conditions	Min	Typ	Max	Unit	
トランシーバー Transceiver	電源電圧 Power supply voltage	V <sub>CC</sub>	-	2.4	-	3.6	V
	供給電圧 Power supply voltage	V <sub>logic</sub>	-	1.5	-	VCC	V
	通信レート Communications rate	-	-	2.4	-	115.2	Kbps
	消費電流 Current drawn	I <sub>CC</sub>	No Load	-	113	155	μA
	Power Down電流 Power-down current	I <sub>CCSD</sub>	SD=V <sub>CC</sub> No Load	-	0.01	1	μA
発光部 Light emitting portion	放射強度 Emission strength	I <sub>e</sub>	α=0° V <sub>CC</sub> =Anode=3V	10.5	-	40	mW/sr
	放射強度 Emission strength	I <sub>e</sub>	α±15° V <sub>CC</sub> =Anode=3V	4.0	-	40	mW/sr
	ピーク発光波長 Peak emission wavelength	λ <sub>p</sub>	-	875	888	900	nm
受光部 Light sensing portion	最小受光感度 Minimum receiving sensitivity	E <sub>emin</sub>	α=±15°	-	4.0	8.1	μW/cm <sup>2</sup>
	最大受光感度 Maximum receiving sensitivity	E <sub>emax</sub>	α=0°	500	-	-	mW/cm <sup>2</sup>
	レイテンシー Latency	T <sub>L</sub>	-	-	-	100	μs

### 推奨はんだ付けパターン

The following soldering patterns are recommended for reflow-soldering:



## ●諸特性/Characteristics

