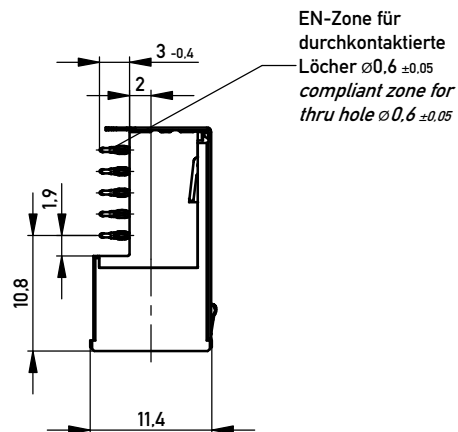
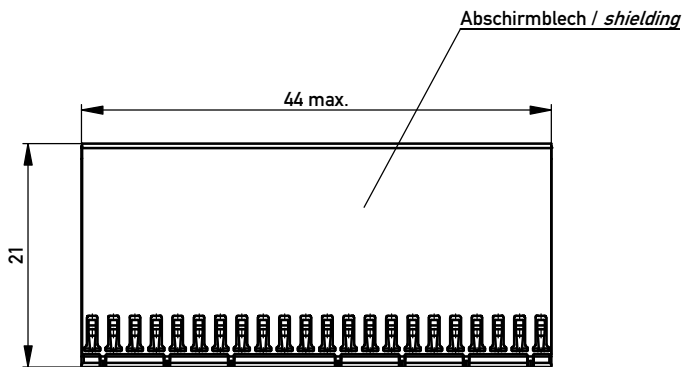
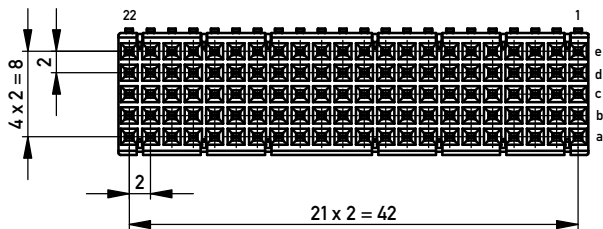
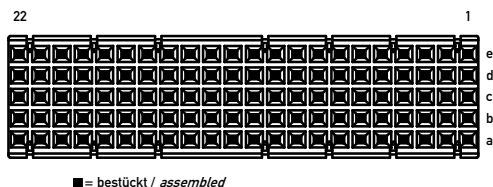
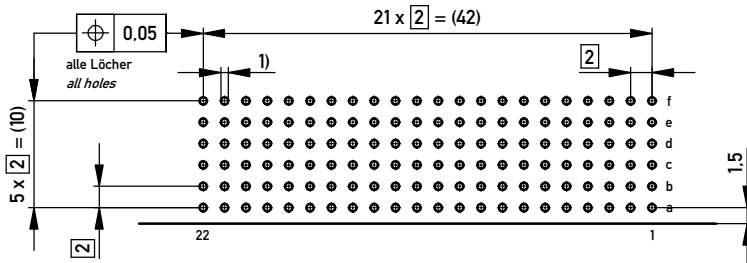


Bestückungsplan / contact layout



Lochbild für Leiterplatte  
(Bestückungsseite)

Board hole pattern  
(Component mounting side)



1)  $\varnothing 0.6 \pm 0.05$  Durchmesser des metallisierten Loches  
 $\varnothing 0.6 \pm 0.05$  Diameter of finished plated-through hole

$\varnothing 0.7 \pm 0.05$  Bohrungsdurchmesser des Loches  
 $\varnothing 0.7 \pm 0.05$  Diameter of drilled hole

Schichtaufbau im metallisierten Loch  
siehe Zeichnung 114406  
Metal plating of plated through hole  
see drawing 114406

Fehlende Maße und Angaben nach IEC 61076-4-101  
Missing information and dimensions per IEC 61076-4-101

Abschirmblech oben montiert  
shielding mounted on top  
Anforderungsstufe 2 / class 2  
BA2

Information:	Tolerances	Scale 2:1	Designation <b>ERmet Federleiste B22</b> <b>ERmet Female Type B22</b>	
	All rights reserved. Only for Information. To ensure that this is the latest version of this drawing, please contact one of the ERNI companies before using.			
Copyright by ERNI GmbH Proprietary notice pursuant to ISO 16016 to be observed.	Subject to modification without prior notice. Drawing will not be updated.	www.ERNI.com	101303210045	K
b	12.05.2014			A3
Index	Date	Class	ERMB22	