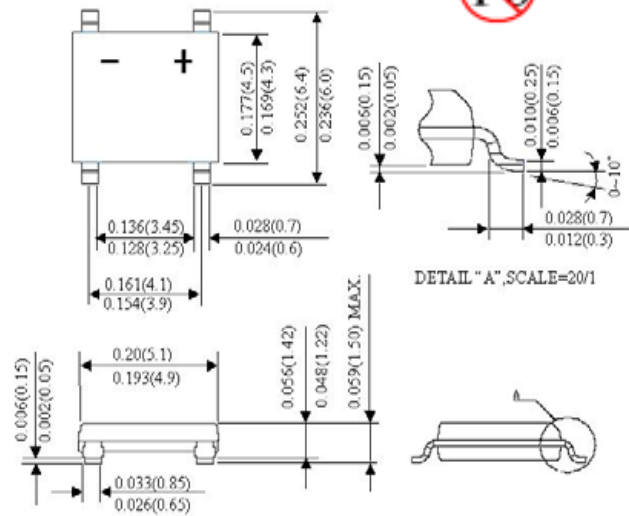


KMB22F thru KMB28F

MINI SURFACE MOUNT SCHOTTKY BARRIER SINGLE-PHASE BRIDGE RECTIFIER

VOLTAGE- 20 to 80 Volts CURRENT- 2.0 Amperes

Thin Mini-Dip (THIN MD)



Dimensions in inches and (millimeters)

FEATURES

- Plastic package has Underwriters Laboratory Flammability Classification 94V-0
- For surface mounted applications
- Low profile package
- Built-in strain relief
- Metal to silicon rectifier. majority carrier conduction
- Low power loss, high efficiency
- High surge capacity
- High current capacity, low VF
- For use in low voltage high frequency inverters, free wheeling, and polarity protection applications.
- High temperature soldering guaranteed: 260°C / 10 seconds at terminals
- High temperature soldering : 260°C / 10 seconds at terminals
- Pb free product at available : 99% Sn above meet RoHS environment substance directive request

MECHANICAL DATA

- Terminals: Solder plated, solderable per MIL-STD-750, Method 2026
- Polarity: Color band denotes cathode
- Standard packaging: 12mm tape (EIA-481)
- Weight: 0.099 gram

MAXIMUM RATINGS AND ELECTRICAL CHARACTERISTICS

Ratings at 25°C ambient temperature unless otherwise specified.
Resistive or inductive load.

	SYMBOLS	KMB22F	KMB24F	KMB26F	KMB28F	UNITS
Marking Code		KMB22F	KMB24F	KMB26F	KMB28F	UNITS
Maximum Recurrent Peak Reverse Voltage	VRRM	20	40	60	80	V
Maximum RMS Voltage	VRMS	14	28	42	56	V
Maximum DC Blocking Voltage	VDC	20	40	60	80	V
Maximum Average Forward Rectified Current at TL (See figure 1)	I(AV)	2.0				A
Peak Forward Surge Current 8.3ms single half sine-wave superimposed on rated load (JEDEC method)	IFSM	50.0				A
Maximum Instantaneous Forward Voltage at 2.0A (Note 1)	VF	0.50		0.70	0.85	V
Maximum DC Reverse Current (Note 1) Ta= 25°C at Rated DC Blocking Voltage Ta=100°C	IR		0.5			mA
Maximum Thermal Resistance(Note 2)	RθJL RθJA		20.0 80.0			°C/W
Operating and Storage Temperature Range TJ	TJ		-50 to +150			°C
Storage Temperature Range	TSTG		-55 to +150			°C

NOTES:

A. Pulse Test with PW = 300µsec, 2% Duty Cycle.

B. Mounted on P.C. Board with 5.0mm² (.013mm thick) copper pad areas.

KMB22F thru KMB28F

MINI SURFACE MOUNT SCHOTTKY BARRIER SINGLE-PHASE BRIDGE RECTIFIER

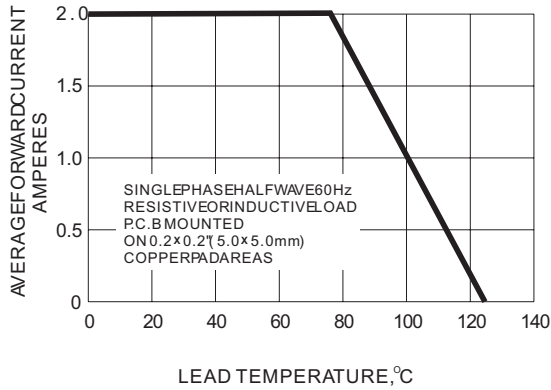


Fig.1-FORWARD CURRENT DERATING CURVE

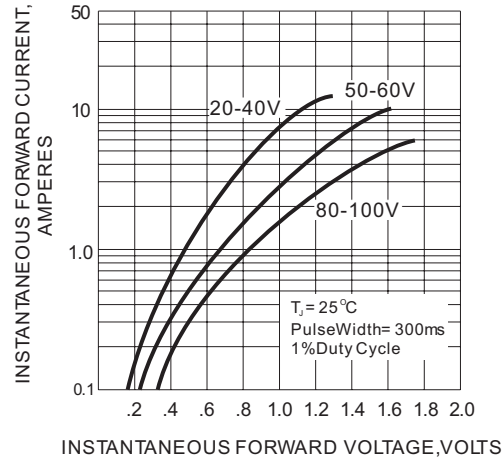


Fig.2-TYPICAL INSTANTANEOUS FORWARD CHARACTERISTIC

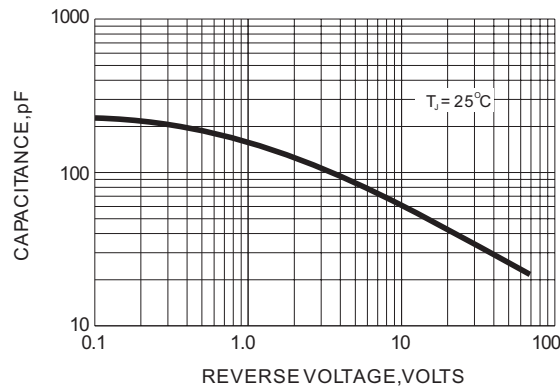


Fig.3-TYPICAL JUNCTION CAPACITANCE

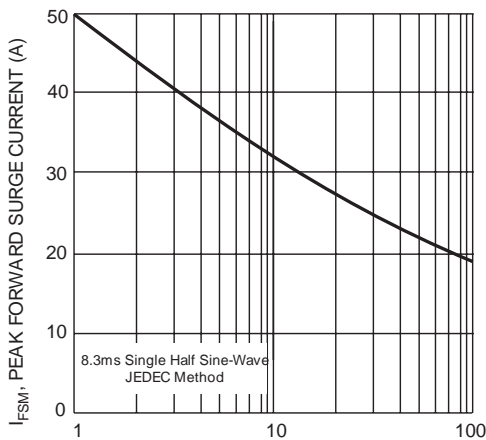


Fig.4 Peak Forward Surge Current