

GREEN C BAND SUPERVISORY CHANNEL (1500-1520 NM) MICRO-OPTIC WDM

MWDMGCSU Series

Product Description

Oplink's Micro-Optic Wavelength Division Multiplexer (MWDM) is based on thin-film filter technology and patented athermal platform for optical device. MWDM-SU is used to add or drop supervisory channels. This device offers very flat and wide passband, low insertion loss, and high isolation, which make it ideal for high-power Optical Amplification Systems and DWDM Network applications. Oplink MWDM devices are Bellcore GR-1221 qualification tested and comply with industry green initiatives such as RoHS and WEEE. All Oplink products are epoxy-free in the optical path.



Performance Specification

MWDMGCSU Series		Min	Typical	Max	Unit
Pass Channel Wavelength Range λ_1		1500		1520	nm
Reflection Channel Wavelength Range λ_2		1530		1563	nm
Insertion Loss *	Pass Channel @ λ_1			0.8	dB
	Reflect Channel @ λ_2			0.6	
Isolation	Reflect Channel @ λ_1	12			dB
	Pass Channel @ λ_2	30			
Passband Ripple				0.3	dB
Directivity		50			dB
Return Loss		50			dB
Polarization Dependent Loss				0.1	dB
Polarization Mode Dispersion				0.05	ps
Maximum Power Handling				500	mW
Fiber Type		Corning SMF-28			
Operating Temperature		0 to +70			°C
Storage Temperature		-40 to +85			°C
Package Dimensions **	250 μ m bare ber	P1: (\varnothing) 5.5 (\pm 0.2) x (L) 34.0 (\pm 1)		mm	
	900 μ m loose tube	P2: (\varnothing) 5.5 (\pm 0.2) x (L) 40.0 (\pm 1)			

Note:

* Values are referenced without connector loss.

** The maximum IL is under all states of polarization and within the full operating temperature and wavelength ranges specified.

Features

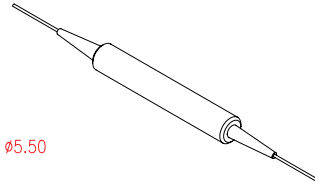
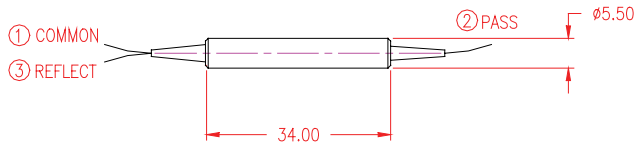
- ◆ Environmental Green Plan Compliance
- ◆ Wide Operating Wavelength Range
- ◆ Low Insertion Loss
- ◆ High Channel Isolation
- ◆ Ultra Flat Wide Passband
- ◆ Highly Stable & Reliable
- ◆ Epoxy-free Optical Path

Applications

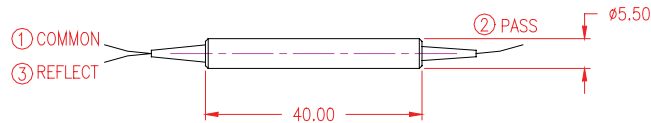
- ◆ Fiberoptic Amplifiers
- ◆ System Monitoring
- ◆ Fiberoptic Instruments
- ◆ Laboratory R&D

Mechanical Drawing / Package Dimensions (dimension in mm)

P1: SMF-28 250 μm bare fiber

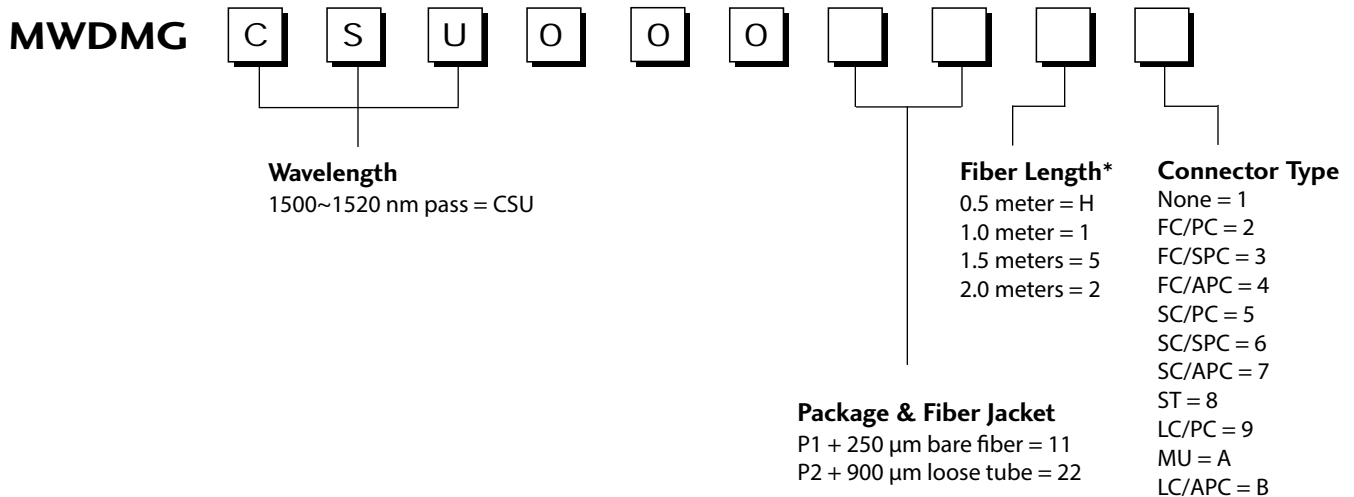


P2: 900 μm loose tube



Ordering Information

Oplink can provide a remarkable range of customized optical solutions. For detail, please contact Oplink's OEM design team or account manager for your requirements and ordering information (510) 933-7200.



* The tolerance of fiber length is +/-0.1m (for connector option only, for without connector, just keep the length as minimum). 1 meter is standard. The lead-time for special fiber length will be longer.