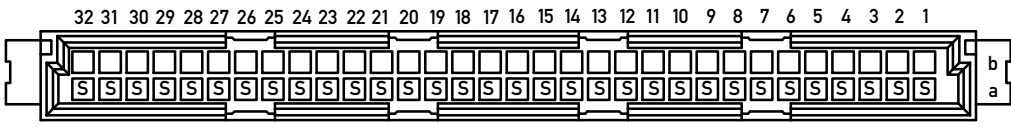
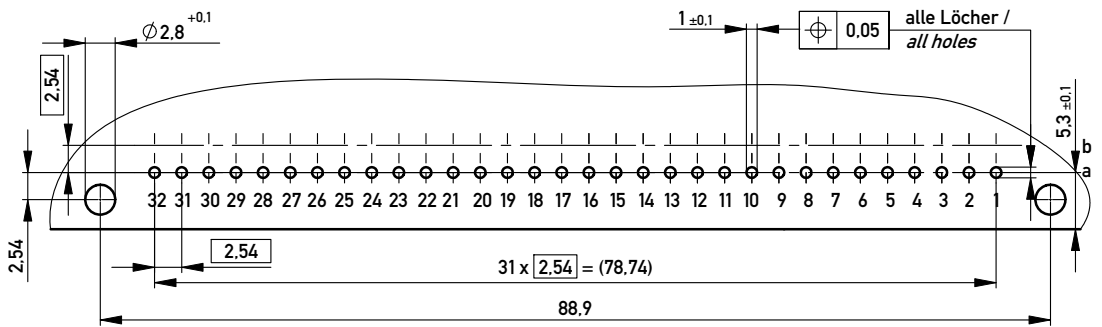


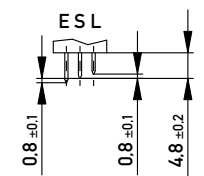
Bestückungsplan / contact layout



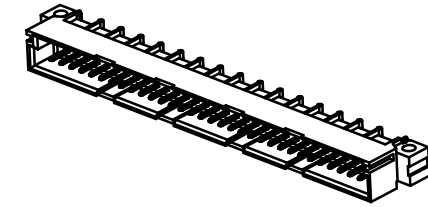
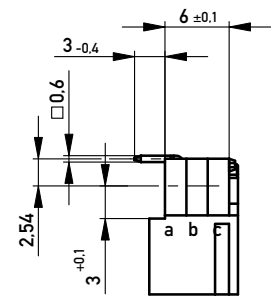
Leiterplatten- Lochbild / PCB drillhole pattern



Stecklänge / mating length



- E = early mate, late break / voreilend
- S = standard
- L = late mate, early break / nacheilend



Lötanschluss 0,6x0,6mm / solder terminal 0,6x0,6mm
 Isolierwerkstoff / housing material : PBT GF 30
 Bauart 4 / type 4
 Anforderungsstufe 1 = 500 Steckzyklen / performance class 1 = 500 mating cycles
 Fehlende Maße und Angaben nach IEC 60 603-2 / DIN EN 60 603-2
 Missing information and dimensions per IEC 60 603-2 / DIN EN 60 603-2

Information:	Tolerances	 All Dimensions in mm	Scale	2:1
	All rights reserved. Only for Information. To ensure that this is the latest version of this drawing, please contact one of the ERNI companies before using.		Designation Messerleiste B 32 Löt Male Connector B 32 solder	
Subject to modification without prior notice. Drawing will not be updated.		 www.ERNI.com	384244	
Index	Date	03.12.2010	Class	STVB
				I A3

Copyright by ERNI GmbH
 Proprietary notice pursuant to ISO 16016 to be observed.