

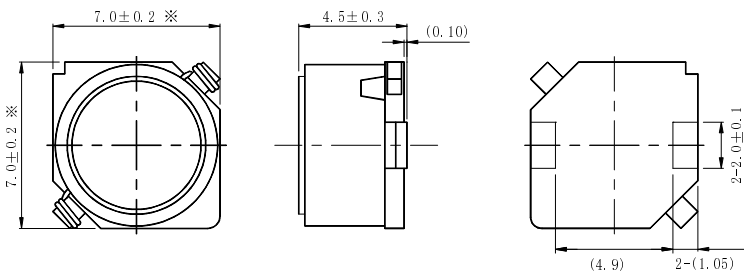
SMD Power Inductor CDRR7D45/T125



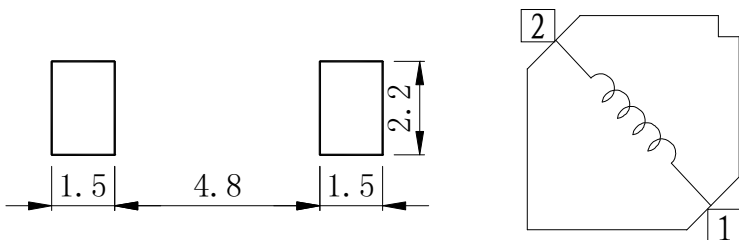
Description

- Ferrite drum core construction.
- Magnetically shielded.
- L × W × H: 7.2 × 7.2 × 4.8 mm Max.
- Product weight: 0.6 g(Ref.)
- Moisture Sensitivity Level: 1
- RoHS compliance.
- Qualified to AEC-Q200.

Dimension - [mm]



Land pattern and Schematics - [mm]



Environmental Data

- Operating temperature range: -40°C ~ +125°C (including coil's self temperature rise)
- Storage temperature range: -40°C ~ +125°C
- Solder reflow temperature: 260 °C peak.

Packaging

- Carrier tape and reel packaging
- 12.9" diameter reel
- 1000pcs per reel

Applications

- Automotive and other high temperature, high reliability application.

SMD Power Inductor

CDRR7D45/T125



Electrical Characteristics

Part No.	Stamp	Inductance (μ H) [Within] ※1	D.C.R. (m Ω) [Within] (at 25°C)	Saturation current (A) ※2	Temperature rise current (A) ※3
CDRR7D45T125NP-3R3MC	3R3	3.3 \pm 20%	28 \pm 20%	3.5	3.2
CDRR7D45T125NP-4R7MC	4R7	4.7 \pm 20%	31 \pm 20%	2.8	2.9
CDRR7D45T125NP-6R8MC	6R8	6.8 \pm 20%	39 \pm 20%	2.4	2.45
CDRR7D45T125NP-100MC	100	10 \pm 20%	47 \pm 20%	1.96	2.25
CDRR7D45T125NP-150MC	150	15 \pm 20%	68 \pm 20%	1.64	1.85
CDRR7D45T125NP-220MC	220	22 \pm 20%	82 \pm 20%	1.36	1.60
CDRR7D45T125NP-330MC	330	33 \pm 20%	120 \pm 20%	1.12	1.30
CDRR7D45T125NP-470MC	470	47 \pm 20%	180 \pm 20%	0.94	1.10
CDRR7D45T125NP-680MC	680	68 \pm 20%	270 \pm 20%	0.78	0.90
CDRR7D45T125NP-101MC	101	100 \pm 20%	390 \pm 20%	0.62	0.73
CDRR7D45T125NP-151MC	151	150 \pm 20%	550 \pm 20%	0.52	0.65
CDRR7D45T125NP-221MC	221	220 \pm 20%	830 \pm 20%	0.44	0.54
CDRR7D45T125NP-331MC	331	330 \pm 20%	1150 \pm 20%	0.35	0.44
CDRR7D45T125NP-471MC	471	470 \pm 20%	1800 \pm 20%	0.31	0.36

※1. Inductance measuring condition: at 100 kHz.

※2. Saturation current: The value of D.C. current when the inductance decreases to 90% of it's nominal value.

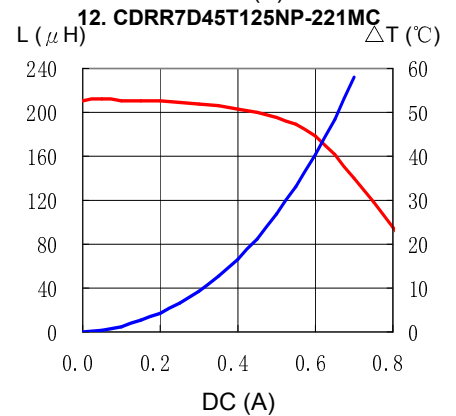
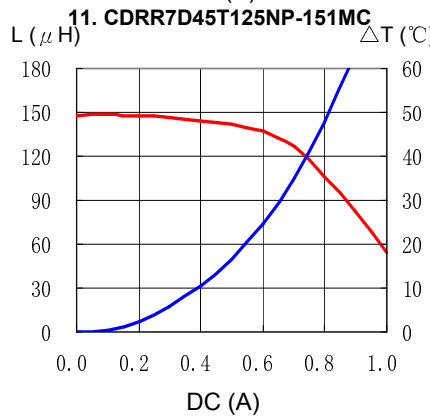
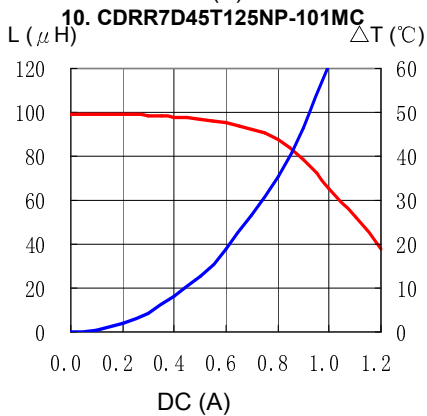
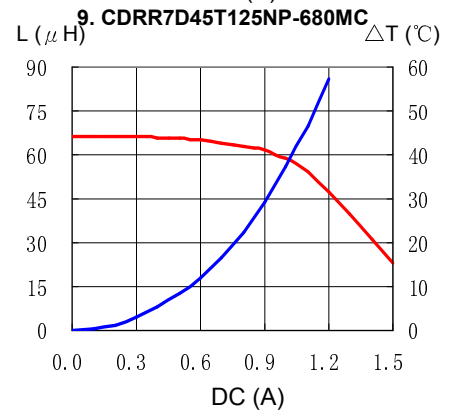
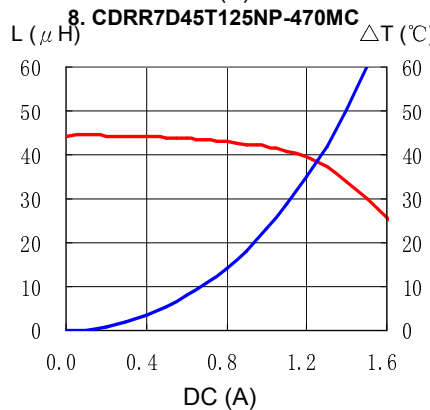
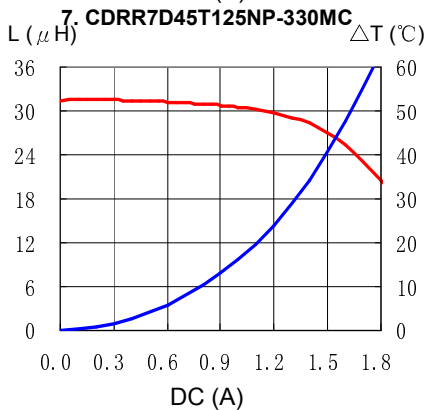
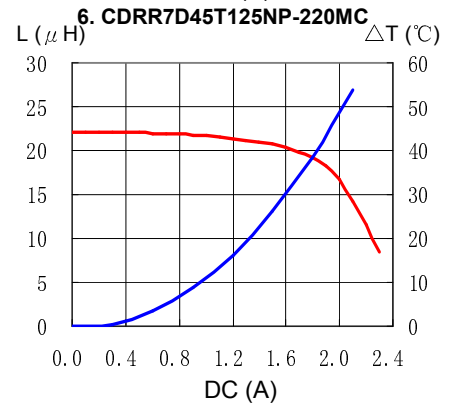
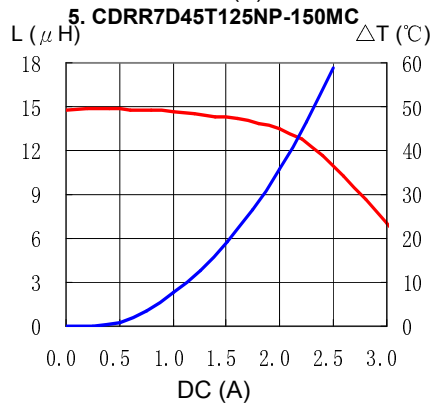
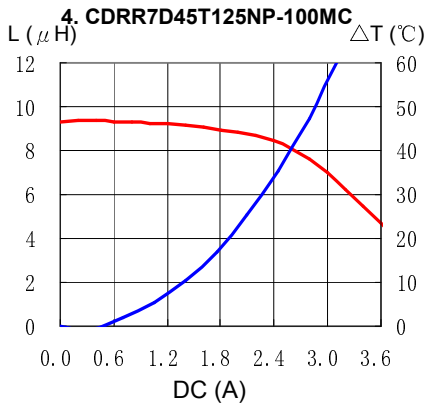
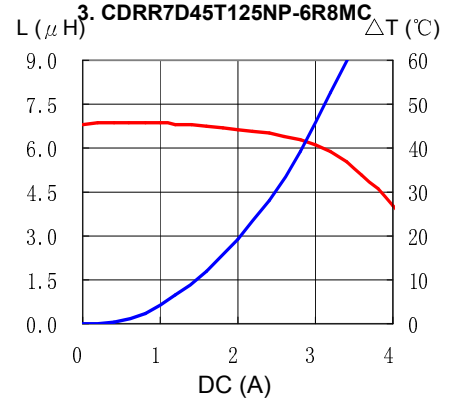
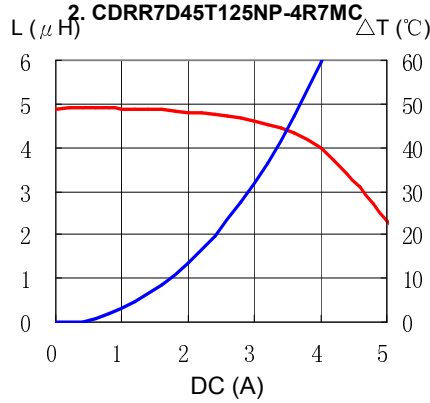
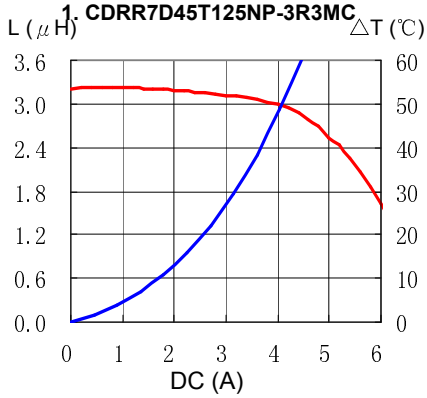
※3. Temperature rise current: The value of D.C. current when the temperature rise is $\Delta t=40^{\circ}\text{C}$ ($T_a=20^{\circ}\text{C}$).

SMD Power Inductor CDRR7D45/T125



Saturation Current & Temperature Rise Graph

— L (20°C) — ΔT

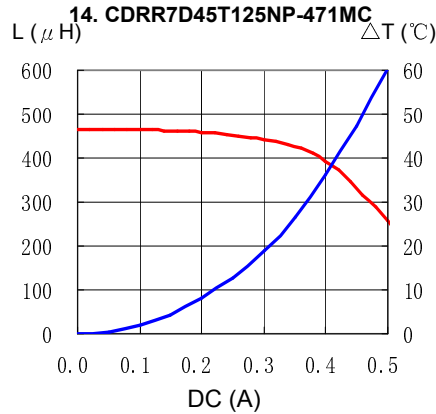
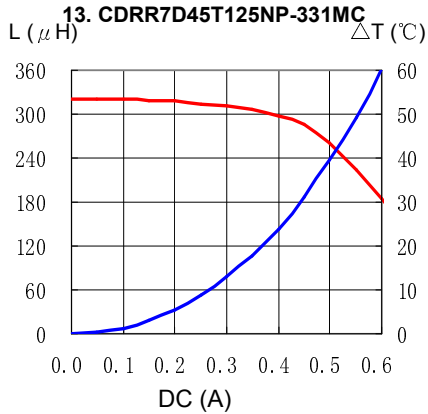


SMD Power Inductor CDRR7D45/T125

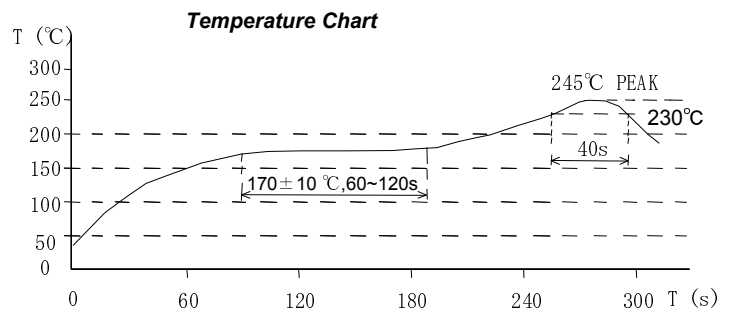
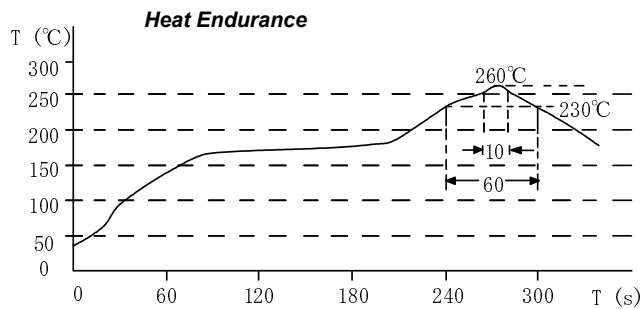


Saturation Current & Temperature Rise Graph

— L (20°C) — ΔT



Solder Reflow Condition



Please refer to the sales offices on our website - <http://www.sumida.com>

Hong Kong
Tel.+852-2880-6688
FAX.+852-2565-9600
sales@hk.sumida.com

Tokyo
Tel.+81-3-5202-7112
FAX.+81-3-5202-7105
sales@jp.sumida.com

Chicago
Tel.+1-847-545-6700
FAX. +1-847-545-6720
sales@us.sumida.com

Shanghai
Tel.+86-021-5836-3299
FAX.+86-021-5836-3266
shanghai.sales@cn.sumida.com

Seoul
Tel.+82-2-6237-0777
FAX.+82-2-6237-0778
sales@kr.sumida.com

Oberzell
Tel.+49-8591-937-0
FAX. +49-8591-937-103
contact@sumida-eu.com

Shenzhen
Tel.+86-755-8291-0228
FAX.+86-755-8291-0338
shenzhen.sales@cn.sumida.com

Singapore
Tel.+65-6296-3388
FAX.+65-6296-3390
sales@sg.sumida.com

Neumarkt
Tel.+49-9181-4509-110
FAX. +49-9181-4509-310
infocomp@eu.sumida.com

Taipei
Tel.+886-2-8751-2737
FAX.+886-2-8751-2738
sales@tw.sumida.com

San Jose
Tel.+1-408-321-9660
FAX.+1-408-321-9308
sales@us.sumida.com