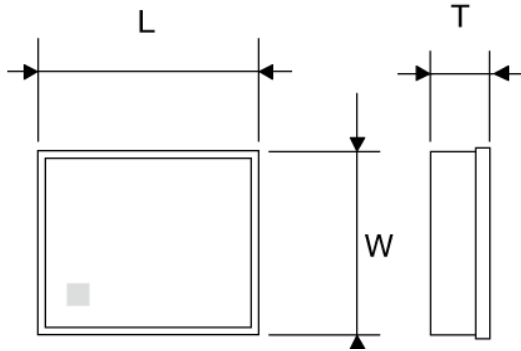


# SAW Filter

## FAR-F6KY-1G9600-B4UU



### ■ Features

- Item Summary  
W-CDMA / CDMA, 504
- Lifecycle Stage  
Mass Production
- Standard packaging quantity (minimum)  
Taping Embossed 3000 , 15000pcs

### ■ Products characteristics table

Temperature Range	-30 to +85°C
Band(3GPP)	B2
Band(3GPP2)	BC1
Use	WCDMA / CDMA
Transmitting / Receiving	Rx Filter
Insertion Loss	2.9dB
Attenuation	49dB
RoHS Compliance	Yes
Halogen Free	Yes
Soldering Method	Reflow

### ■ External Dimensions

L	1.4mm +0.1:-0.1
W	1.0mm +0.1:-0.1
T	0.5mm max

2015.06.03

The data is reference only. Electrical characteristics vary depending on environment or measurement condition.  
 TAIYO YUDEN reserves the right to make change to the Date at any time without notice.  
 Before making final selection, please check product specification.



MSL1

\*Pb Free part

Customer Name	Standard Specification	TAIYO YUDEN Mobile Technology Co., Ltd.	
System	Band2 Rx Filter	DATE	Mar. 27, 2013
Part Number	FAR-F6KY-1G9600-B4UU	Version 6.0f	Final

**Table 1 Electrical Specification**

Passband : 1930 – 1990 MHz						
Parameter	Condition (MHz)	Specification			Unit	Remarks
		Min.	Typ.	Max.		
Insertion Loss(*1)	1930.6 – 1989.4	-	2.9	4.0	dB	
	1930 - 1990	-	-	4.3	dB	
Amplitude ripple	1930.6 – 1989.4	-	1.6	2.8	dB	
	1930 - 1990	-	-	3.2	dB	
Input VSWR	1930 – 1990	-	1.7	2.2	-	
Output VSWR	1930 – 1990	-	1.8	2.2	-	
Attenuation	10 - 1850	40	48	-	dB	
	824 - 849	50	63	-	dB	
	1850 - 1910	45	49	-	dB	
	2020 - 2070	12	17	-	dB	
	2070 - 6000	30	38	-	dB	
Amplitude balance ( S21/S31 )	1930 – 1990	-1.0	+0.6 /-0.4	+1.0	dB	
Phase balance ( $(\phi S21 - \phi S31) + 180$ )	1930 – 1990	+12	+3/0	-12	deg.	
Input impedance (Unbalanced)		50			ohm	
Output impedance (Balanced)		100 // 33nH			ohm	
Operating temperature		-30~ +85			°C	

(\*1) Specification of insertion loss includes loss that comes from the test board. (Value: 0.15dB)



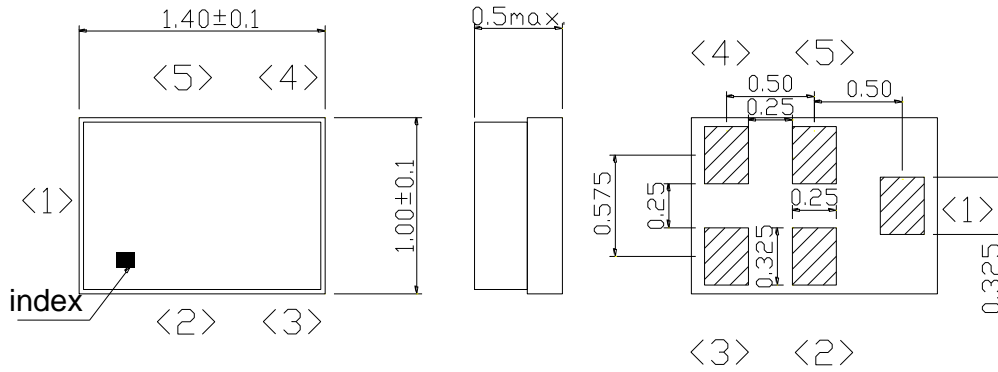
MSL1

\*Pb Free part

Customer Name	Standard Specification	TAIYO YUDEN Mobile Technology Co., Ltd.	
System	Band2 Rx Filter	DATE	Mar. 27, 2013
Part Number	FAR-F6KY-1G9600-B4UU	Version 6.0f	Final

### Dimensions

Device size: 1.4mmtyp. x 1.0mmtyp. x 0.5mmmax.

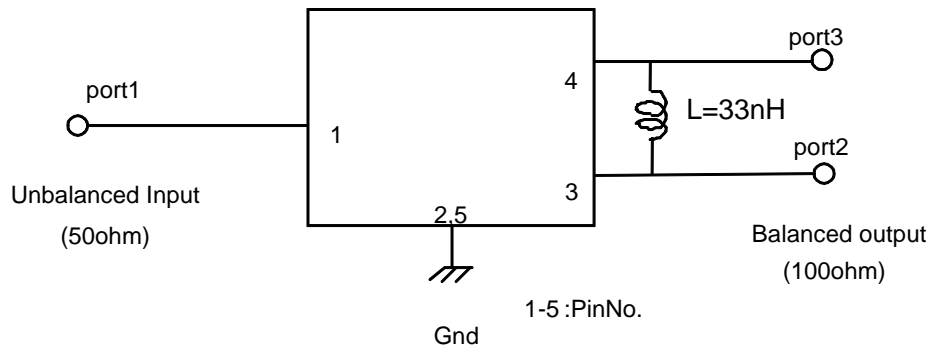


Unit : mm

### Pin Configuration

Pin No.	Symbol	Function
1	IN	Unbalanced pin
2	GND	Ground
3	OUT	Balanced pin
4	OUT	Balanced pin
5	GND	Ground

### Evaluation Circuit





MSL1

\*Pb Free part

Customer Name	Standard Specification	TAIYO YUDEN Mobile Technology Co., Ltd.	
System	Band2 Rx Filter	DATE	Mar. 27, 2013
Part Number	FAR-F6KY-1G9600-B4UU	Version 6.0f	Final



Fig.1 Pass-band Characteristic

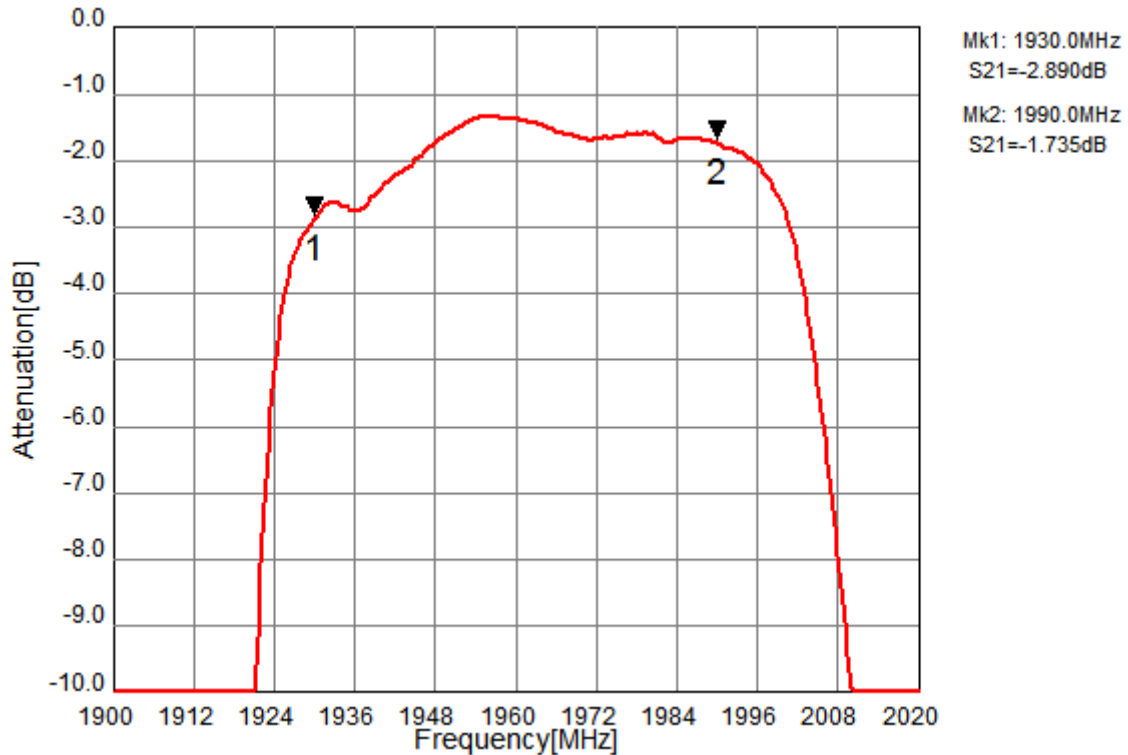


Fig.2 In-band Characteristic



MSL1

\*Pb Free part

Customer Name	Standard Specification	TAIYO YUDEN Mobile Technology Co., Ltd.	
System	Band2 Rx Filter	DATE	Mar. 27, 2013
Part Number	FAR-F6KY-1G9600-B4UU	Version 6.0f	Final

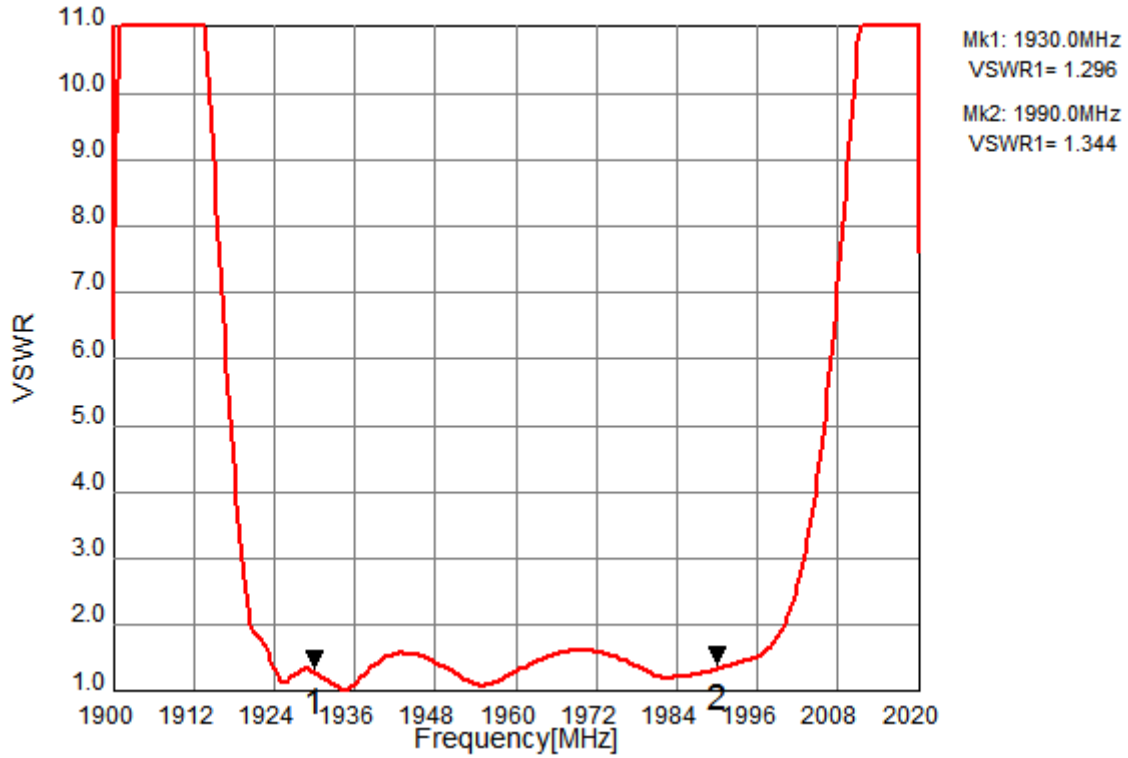


Fig.3 VSWR (INPUT)

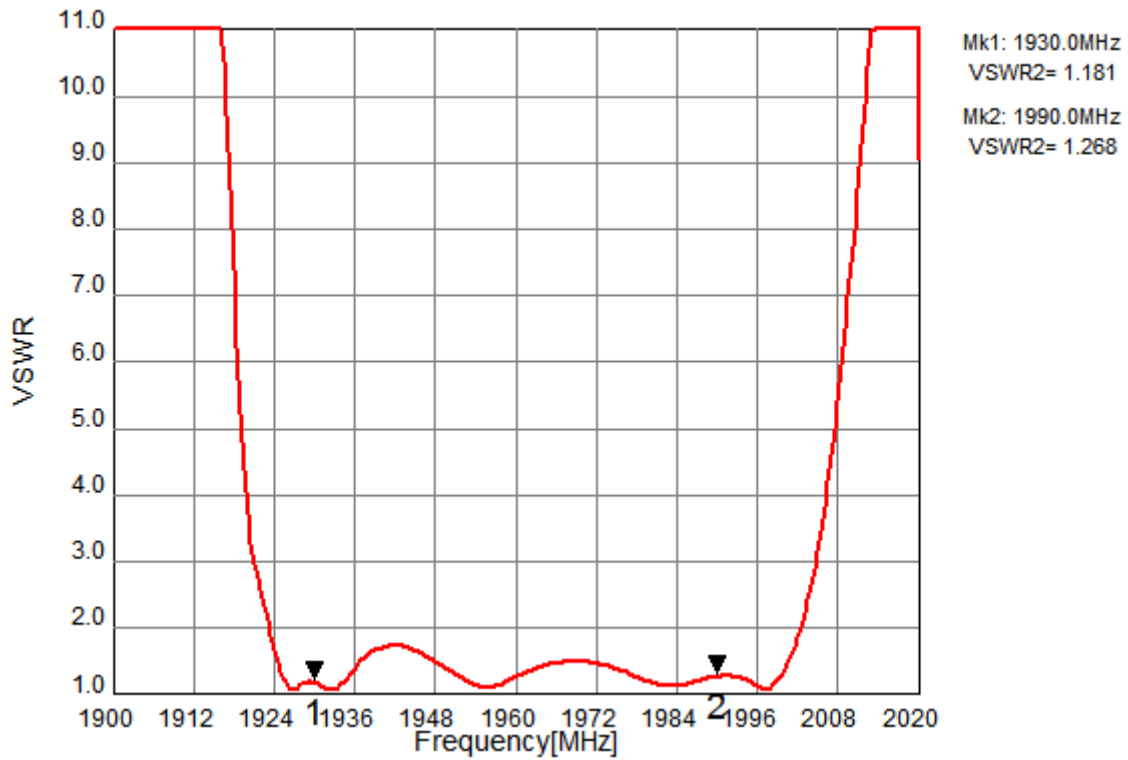


Fig.4 VSWR (OUTPUT)



MSL1

\*Pb Free part

Customer Name	Standard Specification	TAIYO YUDEN Mobile Technology Co., Ltd.	
System	Band2 Rx Filter	DATE	Mar. 27, 2013
Part Number	FAR-F6KY-1G9600-B4UU	Version 6.0f	Final

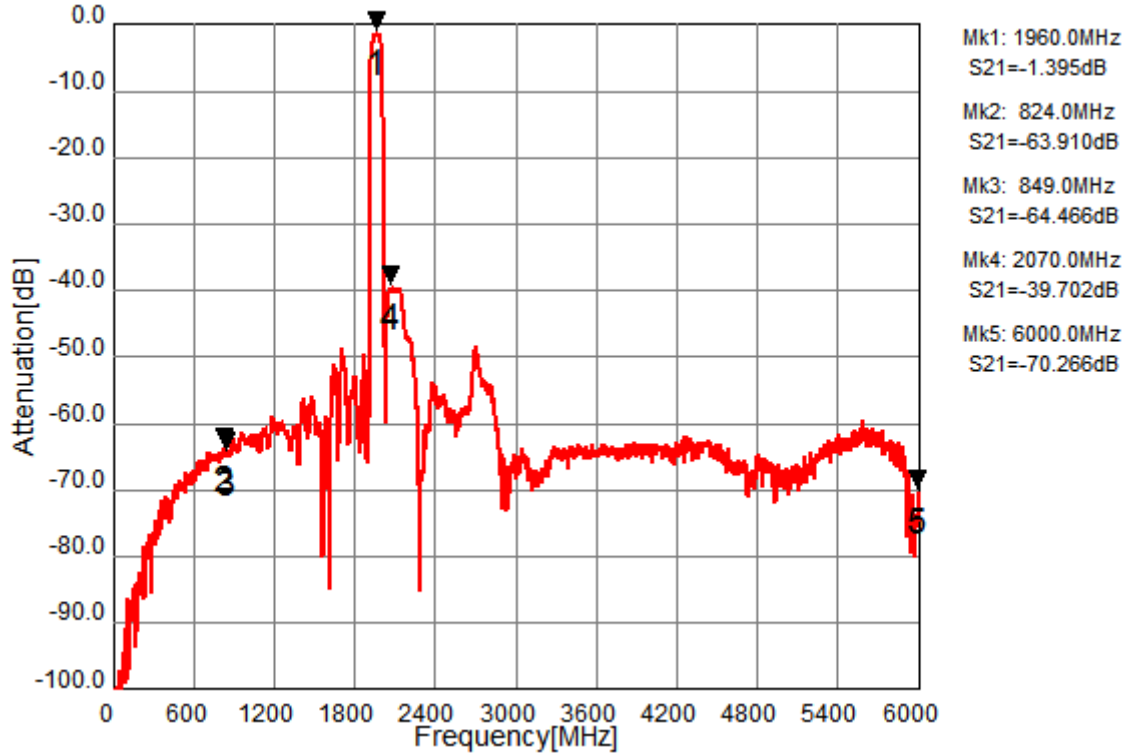


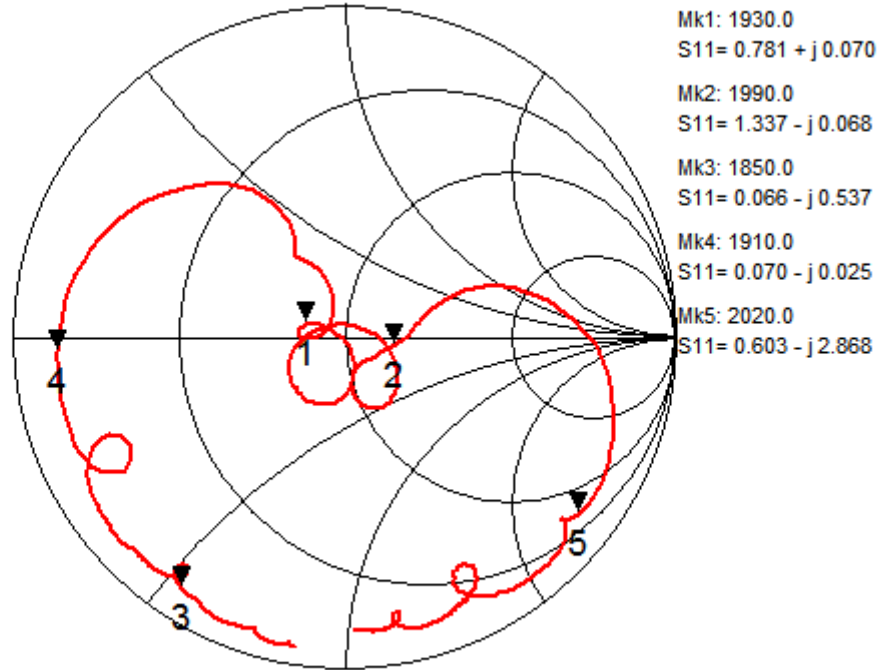
Fig.5 Wide-band Characteristic



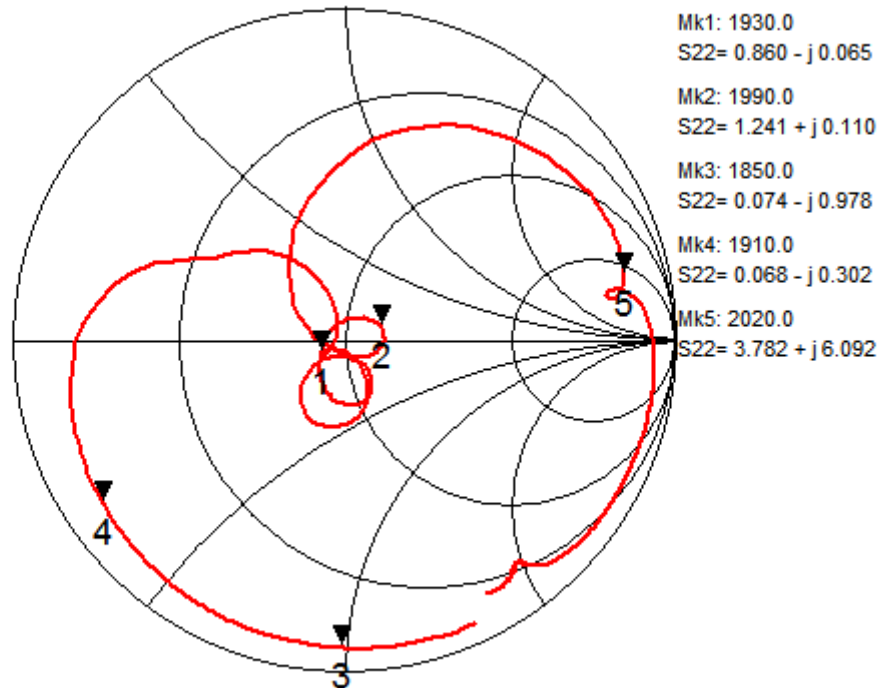
MSL1

\*Pb Free part

Customer Name	Standard Specification	TAIYO YUDEN Mobile Technology Co., Ltd.	
System	Band2 Rx Filter	DATE	Mar. 27, 2013
Part Number	FAR-F6KY-1G9600-B4UU	Version 6.0f	Final



**Fig.6 Impedance (Input)**



**Fig.7 Impedance (Output)**



MSL1

\*Pb Free part

Customer Name	Standard Specification	TAIYO YUDEN Mobile Technology Co., Ltd.	
System	Band2 Rx Filter	DATE	Mar. 27, 2013
Part Number	FAR-F6KY-1G9600-B4UU	Version 6.0f	Final

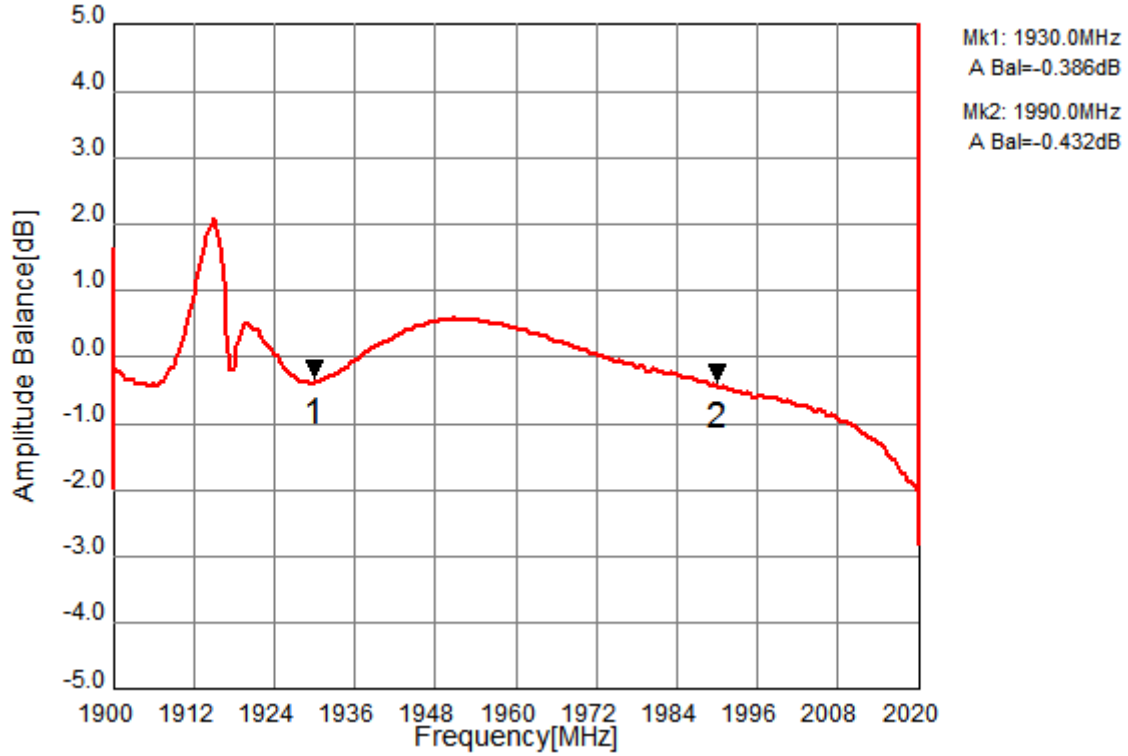


Fig.8 Amplitude balance

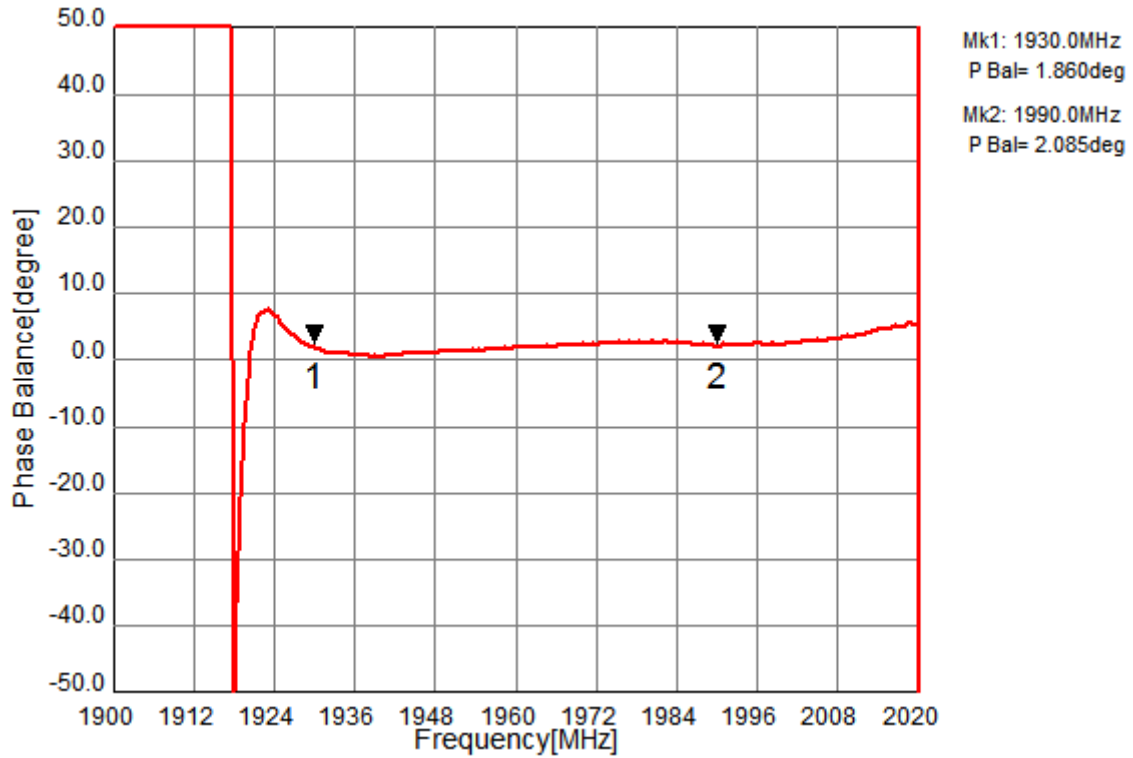


Fig.9 Phase balance