

Protection in Portable Electronics Applications.

FEATURES

- 50 Watts peak pulse power ($t_p=8/20/\mu s$)
- Transient protection for data lines to
IEC 61000-4-2(ESD) 20kV(Air), 15kV(Contact)
IEC 61000-4-5(Lightning) 5A($t_p=8/20/\mu s$)
- Small package for use in portable electronics.
- Suitable replacement for Multi-Layer Varistors in ESD protection applications.
- Protects on I/O or power line.
- Low clamping voltage.
- Low leakage current.

APPLICATIONS

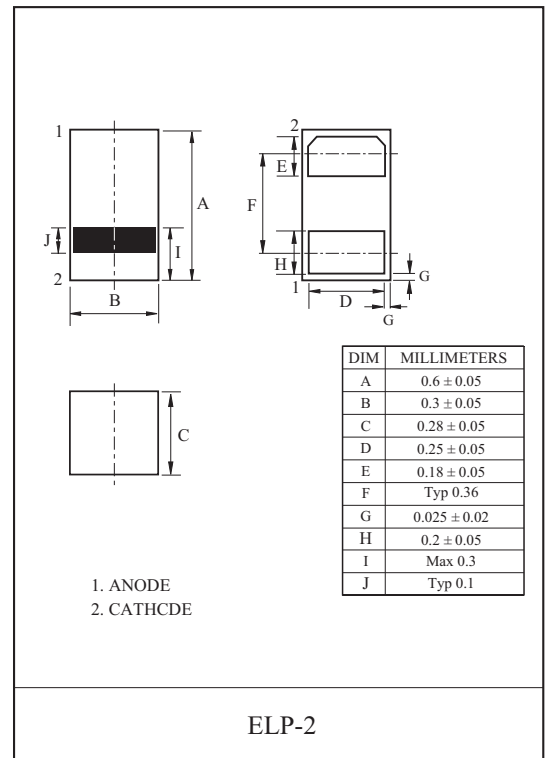
- Cell phone handsets and accessories.
- Microprocessor based equipment.
- Personal digital assistants (PDA's)
- Notebooks, desktops, & servers.
- Portable instrumentation.
- Pagers peripherals.

MAXIMUM RATING ($T_a=25^\circ C$)

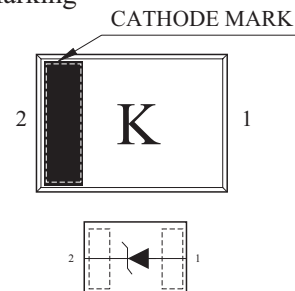
CHARACTERISTIC	SYMBOL	RATING	UNIT
Peak Pulse Power ($t_p=8/20/\mu s$)	P_{PK}	50	W
ESD per IEC-61000-4-2 (Air)	$V_{ESD(Air)}$	20	kV
ESD per IEC-61000-4-2 (Contact)	$V_{ESD(contact)}$	15	kV
Peak Pulse Current ($t_p=8/20/\mu s$)	I_{PP}	5	A
Junction Temperature	T_j	-55 ~ 150	$^\circ C$
Storage Temperature	T_{stg}	-55 ~ 150	$^\circ C$

ELECTRICAL CHARACTERISTICS ($T_a=25^\circ C$)

CHARACTERISTIC	SYMBOL	TEST CONDITION	MIN.	TYP.	MAX.	UNIT
Reverse Stand-Off Voltage	V_{RWM}	-	-	-	5	V
Reverse Breakdown Voltage	V_{BR}	$I_t=1mA$	6	-	-	V
Reverse Leakage Current	I_R	$V_{RWM}=5V$	-	-	5	μA
Clamping Voltage	V_C	$I_{PP}=5A, t_p=8/20/\mu s$	-	-	10	V
Junction Capacitance	C_j	$V_R=0V, f=1MHz$	-	-	50	pF

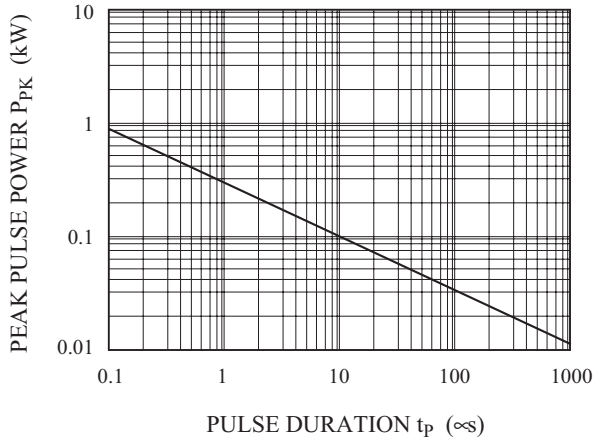


Marking

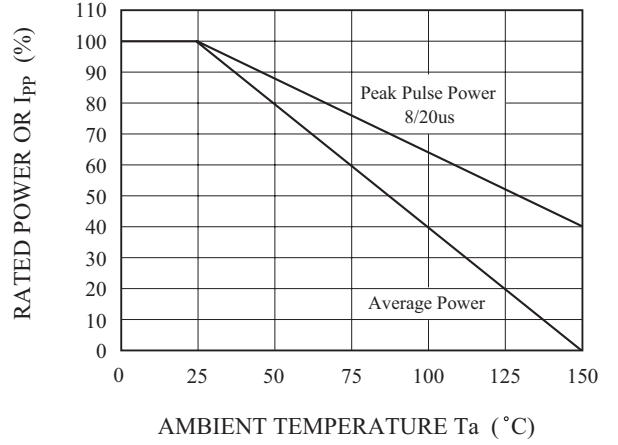


PG05ESEL2

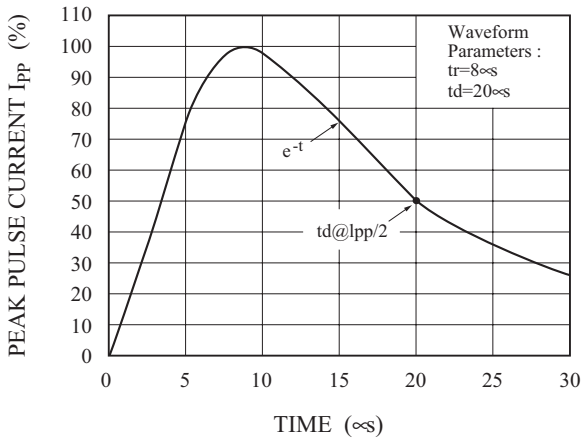
NON-REPETITIVE PEAK PULSE POWER VS. PULSE TIME



POWER DERATION CURVE



PULSE WAVEFORM



$C_J - V_R$

