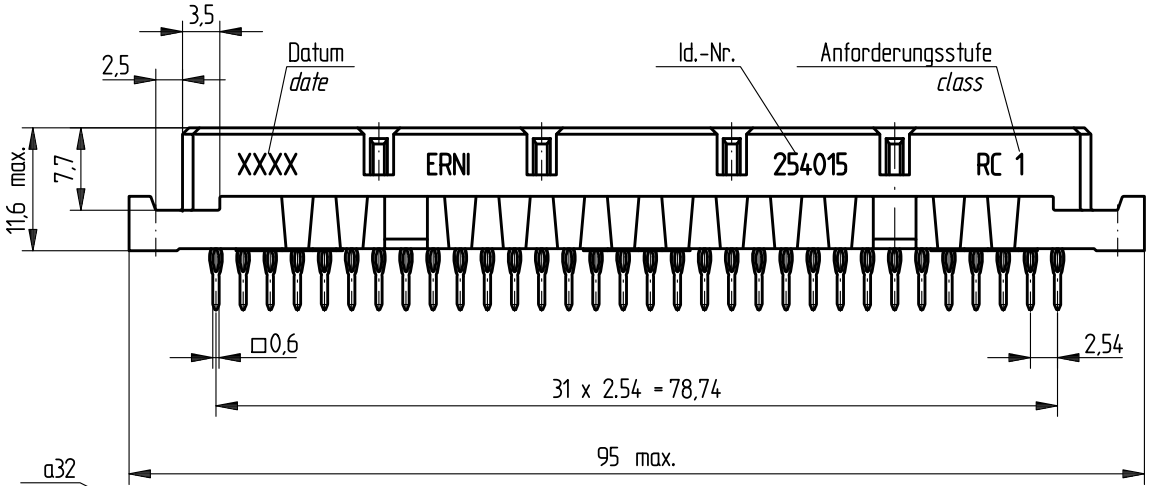

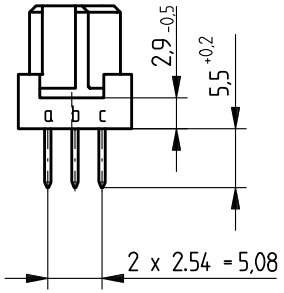

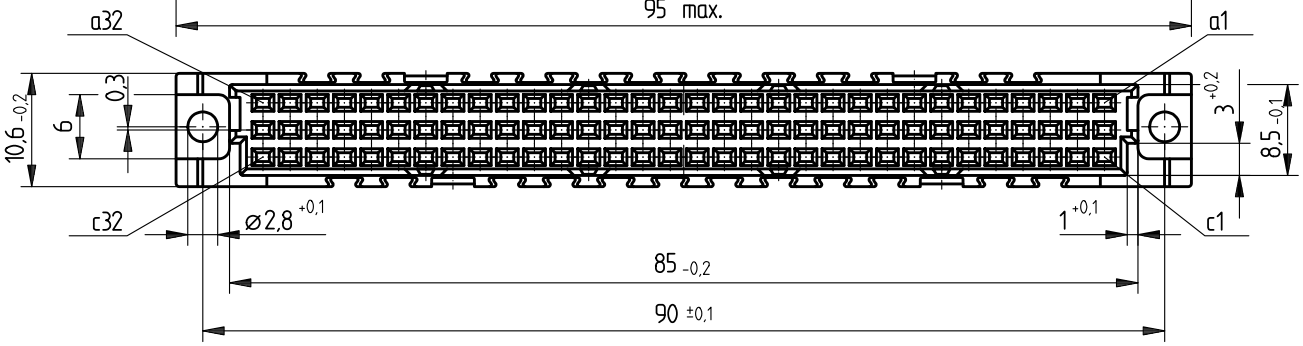

Bestückungsplan / *contact layout*

■ bestückt / *assembled*

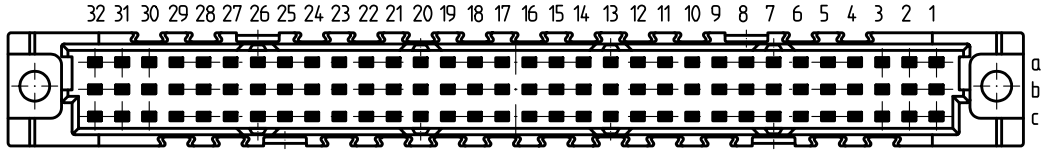

Leiterplatten-Lochbild / *PCB drillhole pattern*

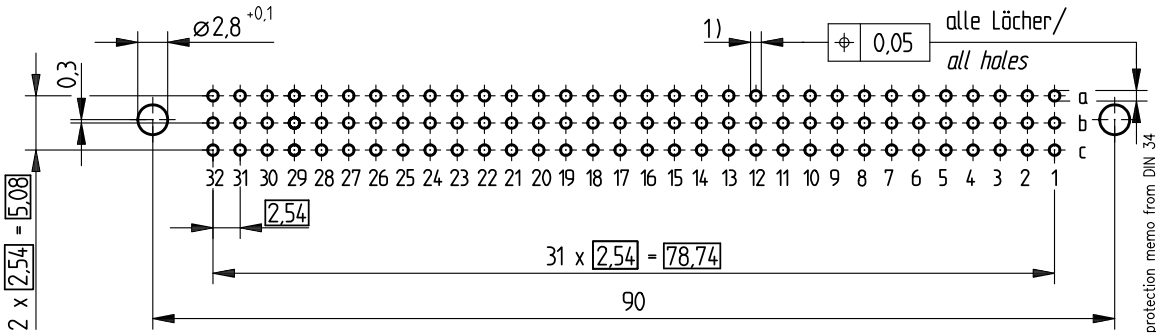

Elastische Einpresszone / *compliant pressfit zone*

Isolierwerkstoff / *housing material* : PBT GF30

Bauart 7 / *type 7*

Anforderungsstufe 1 = 500 Steckzyklen / *performance class 1 = 500 mating cycles*

Fehlende Masse und Angaben nach IEC 60 603-2 / DIN EN 60 603-2

Missing information and dimensions per IEC 60 603-2 / DIN EN 60 603-2

Schichtaufbau im metallisierten Loch siehe Zeichnung 164062/Nr.6

diameter of drilled hole see drawing 164062/No.6

1) Ø 1,0 $^{+0,09}_{-0,06}$ Durchmesser des metallisierten Loches

Ø 1,0 $^{+0,09}_{-0,06}$ Diameter of finished plated-through hole

Ø 1,15 ± 0,025 Bohrungsdurchmesser des Loches

Ø 1,15 ± 0,025 Diameter of drilled hole

Information:	Tolerances / All Dimensions in mm	Scale 2:1	
All rights reserved. Only for information. To insure that this is the latest version of this drawing, please contact one of the ERNI companies before using.	Subject to modification without prior notice. Drawing will not be updated.	Designation: Federleiste C 96 EE / *Fem. Connector C 96 Pressfit*	
	ERNI www.ERNI.com	254015	1
Index	Date	H:00060811.SZA	STVC

Consider protection memo from DIN 34