Rev	AWO #	Description	Date	Appr
-		RELEASED	12/20/10	

APPROVED: _____

DATE: _____ TITLE: _____

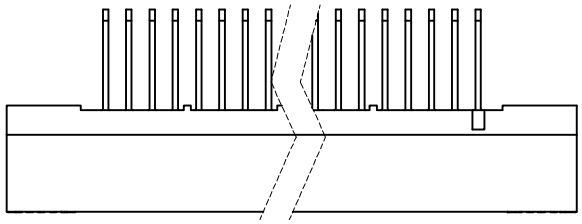

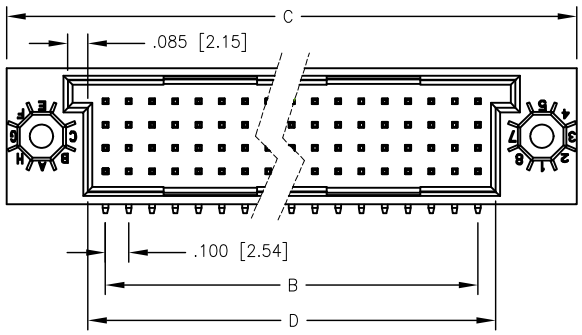

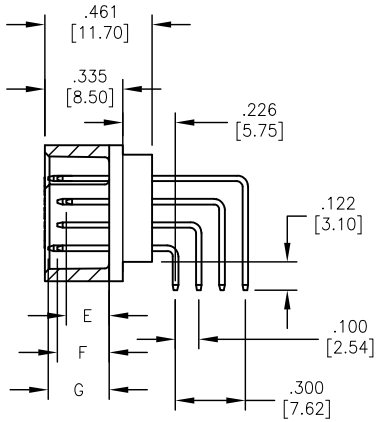

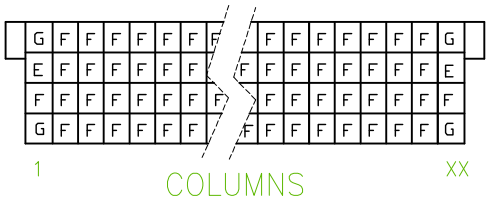

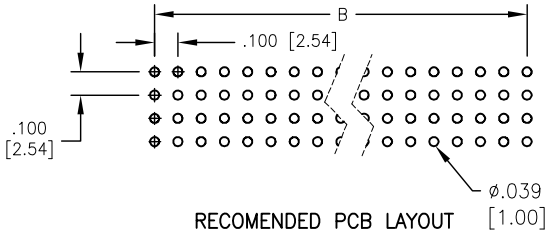

RECOMENDED PCB LAYOUT

"X"	PLATING
C1	30 u" Gold
C2	15 u" Gold
C3	Gold Flash

Contact Length	E	F	G
	.183 [4.65]	.222 [5.65]	.262 [6.65]

Position	A	B	C	D
100	3.250 [82.55]	2.400 [60.96]	2.950 [74.93]	2.560 [65.02]
128	3.950 [100.33]	3.100 [78.74]	3.650 [92.71]	3.260 [82.80]
160	4.750 [120.65]	3.900 [99.06]	4.450 [113.03]	4.060 [103.12]
200	5.750 [146.05]	4.900 [124.46]	5.450 [138.43]	5.060 [128.52]
240	6.750 [171.45]	5.900 [149.86]	6.647 [168.83]	6.060 [153.92]

SPECIFICATIONS:
Material:
Insulator: PBT, glass reinforced, rated UL 94V–0
Contacts: Copper Alloy
Plating:
Gold over Nickel underplate on contact area,
Tin over Copper underplate on solder tails.
(See chart for thickness)
Electrical:
Current rating: 2 Amps max
Contact resistance: 20 mohms max
Insulation resistance: 1000 Mohms min
Dielectric withstanding voltage: 1000 VAC for 1 minute
Temperature Rating:
Operating temperature: –55°C to +125°C
Environmental:
Lead free, RoHS compliant.
Recommended soldering temp: 235°C for 5 sec.

RoHS COMPLIANT

UNLESS OTHERWISE SPECIFIED
ALL DIMENSIONS ARE MM [INCHES]
TOLERANCES: EXCEPT AS NOTED

INCHES		HOLES	
.X	± .10	Ø.X	±.10
.XX	± .020	Ø.XX	±.015
.XXX	± .015	Ø.XXX	±.010

APPROVALS		DATE
DRAWN	AY	12/20/10
CHECKED	AW	12/20/10
APPROVED		

ADAM TECH
909 Rahway Avenue, Union, NJ 07083
Phone: 908-687-5000 Fax: 908-687-5710

TITLE: DIN 41612, MALE, RIGHT ANGLE PCB MOUNT

SIZE	PART NO.	REV.
X	DIN-128-MR-L44-A1CX	-

REF: S00058T | SCALE: NTS | SHEET 1 OF 1