




114W 120V AC 204mm Square LED Module

AC LED Technology by Lynk Labs
Compatible with Phase-cut Dimmers, Warm Dimming Option
5 yr. Warranty

Specifications

Drive Voltage:	120Vac (100-132V Min-Max)
AC Current:	965mA @25°C typical; 1000mA max
Power Dissipation:	56W typical; 65W max
Power Factor:	>0.97
THD:	<20%
Life:	50,000 Hrs, if used as specified
Luminous Flux:	7333 lm @3000K
Luminous Efficacy:	64 LPW ±10% @3000K
Viewing Angle:	120 deg
Operating Temp:	-25°C to +100°C
Storage Temp:	-40°C to +100°C
Soldering Temp:	370°C

Line voltage AC LED modules are easy to use, offering direct connectivity and effectively replacing traditional lamp technologies. Patented AC LED technology eliminates the need for an AC-DC driver.



Features

- Direct 120V line connection
- Compatible with most existing leading edge or trailing edge phase cut AC Dimmers
- High Efficiency
- Significant Energy Savings
- Reliable, fast and easy
- Durable Light Source
- Long Operating Life

Applications


- Highbay/Midbay
- Indoor/Outdoor General Line-voltage Illumination
- Ideal for parking lot, commercial, hospitality

Warm Dimming

Warm-Dimming models change the CCT with the dimming level, mimicking how an incandescent lamp appears to warm as the light level reduces. Perfect for hospitality and residential applications. Warms to 2200K.

204mm 120V AC Square LED Module 114W

Model Number	Input Power (W)	Input Voltage (Vac)	Color Temp (K)	Lumens	LPW
99250	114	120	2200	7089	62
99315	114	120	2700	7250	64
99251	114	120	3000	7333	64
99316	114	120	3500	7407	65
99252	114	120	4000	7560	66
99253	114	120	5000	7736	68
99254	114	120	5700	7839	69



"Warm Dimming" 204mm 120V AC Square LED Module 114W

Model Number	Input Power (W)	Input Voltage (Vac)	CCT Range (K)		Lumens (full power)	LPW
			Full Output	Min Output		
99312	114	120	2500	2200	7051	62
99313	114	120	3000	2200	7333	64
99314	114	120	3500	2200	7474	66



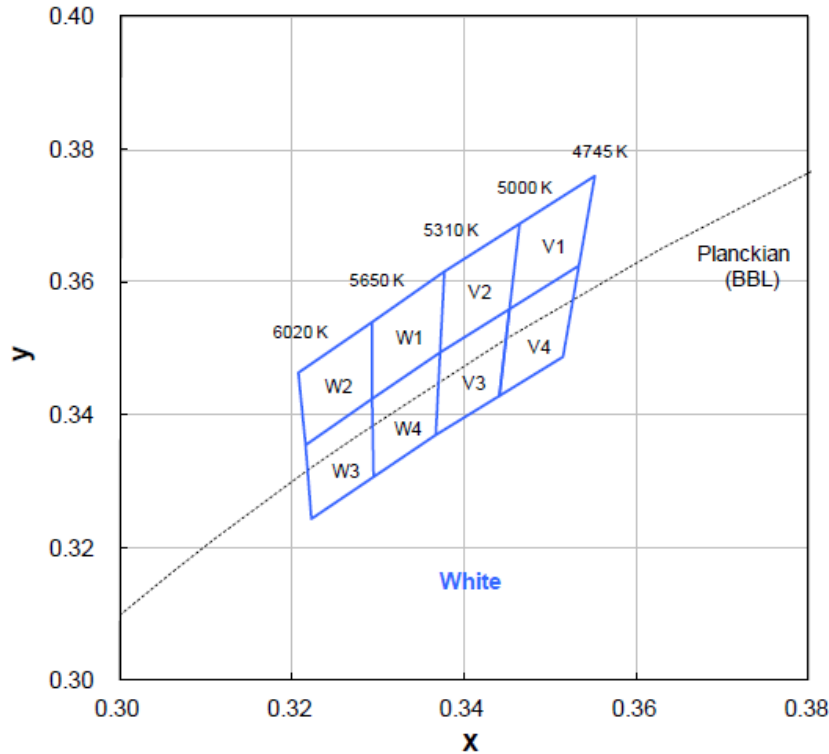
Specifications subject to change without notice. Trademarks are property of their respective owners.

Rev 4-9-15



CIE Chromaticity Coordinates:

White Binning Structure Graphical Representation



White Bin Structure

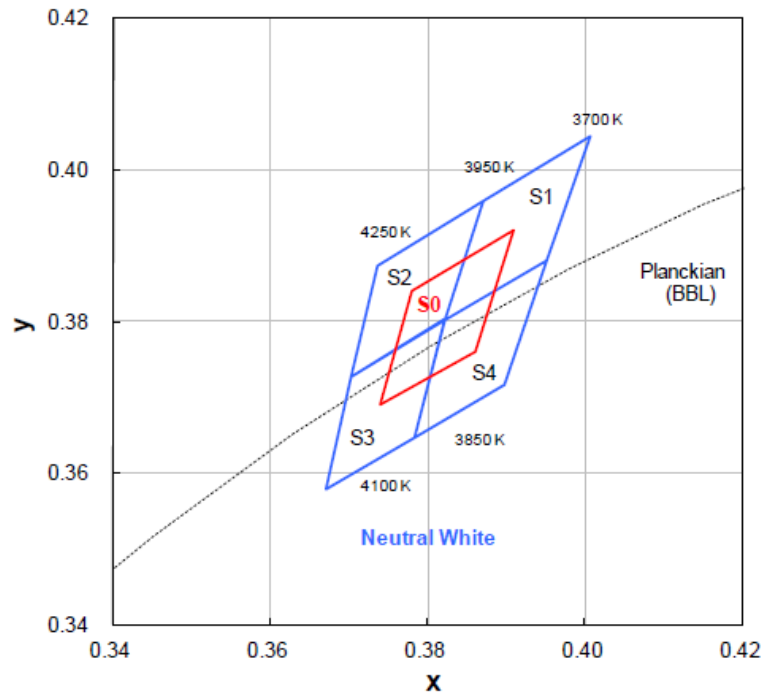
Bin Code	x	y	Typ. CCT (K)	Bin Code	x	y	Typ. CCT (K)
V1	0.346	0.369	4870	W1	0.329	0.354	5475
	0.355	0.376			0.338	0.362	
	0.353	0.362			0.337	0.349	
V4	0.345	0.356	4870	W4	0.329	0.342	5475
	0.345	0.356			0.329	0.342	
	0.353	0.362			0.337	0.349	
V2	0.344	0.343	5155	W2	0.329	0.331	5830
	0.338	0.362			0.321	0.346	
	0.346	0.369			0.329	0.354	
V3	0.345	0.356	5155	W3	0.329	0.342	5830
	0.344	0.343			0.329	0.331	
	0.337	0.349			0.322	0.335	
	0.337	0.337			0.322	0.324	

• Tolerance on each color bin (x, y) is ± 0.01





Neutral White Binning Structure Graphical Representation



Neutral White Bin Structure

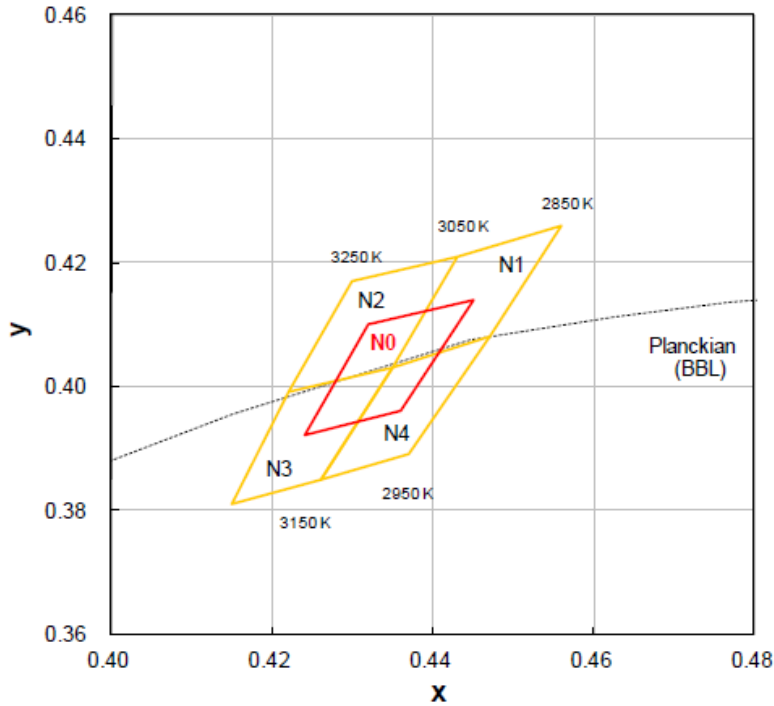
Bin Code	x	y	Typ. CCT (K)	Bin Code	x	y	Typ. CCT (K)
S1	0.387	0.396	3825	S2	0.374	0.387	4100
	0.401	0.404			0.387	0.396	
	0.395	0.388			0.382	0.380	
	0.382	0.380			0.370	0.373	
S4	0.382	0.380	3825	S3	0.370	0.373	4100
	0.395	0.388			0.382	0.380	
	0.390	0.372			0.378	0.365	
	0.378	0.365			0.367	0.358	
S0	0.374	0.369	3975				
	0.378	0.384					
	0.391	0.392					
	0.386	0.376					

● Tolerance on each color bin (x , y) is ± 0.01





Warm White Binning Structure Graphical Representation



Warm White Bin Structure

Bin Code	x	y	Typ. CCT (K)	Bin Code	x	y	Typ. CCT (K)
N1	0.443	0.421	2950	N2	0.430	0.417	3150
	0.456	0.426			0.443	0.421	
	0.447	0.408			0.435	0.403	
N4	0.435	0.403	2950	N3	0.422	0.399	3150
	0.447	0.408			0.435	0.403	
	0.437	0.389			0.426	0.385	
	0.426	0.385			0.415	0.381	
N0	0.424	0.392	3050	N0	0.432	0.410	3050
	0.432	0.410			0.445	0.414	
	0.445	0.414			0.436	0.396	
	0.436	0.396					

- Tolerance on each color bin (x , y) is ± 0.01



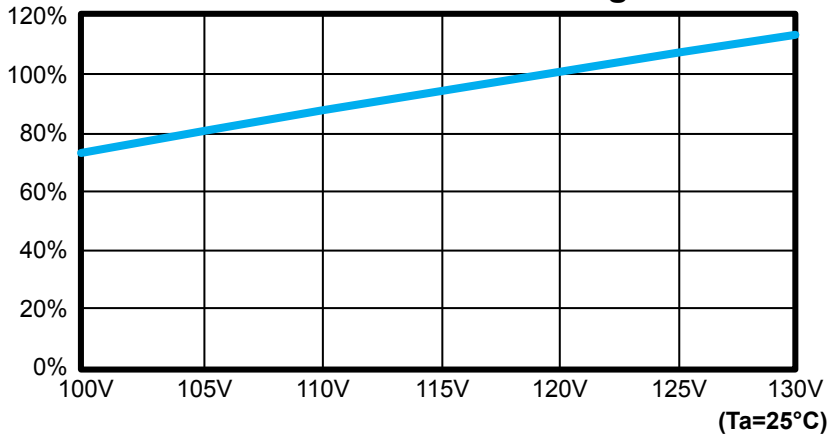


114W 204mm 120V Square AC LED Light Engine

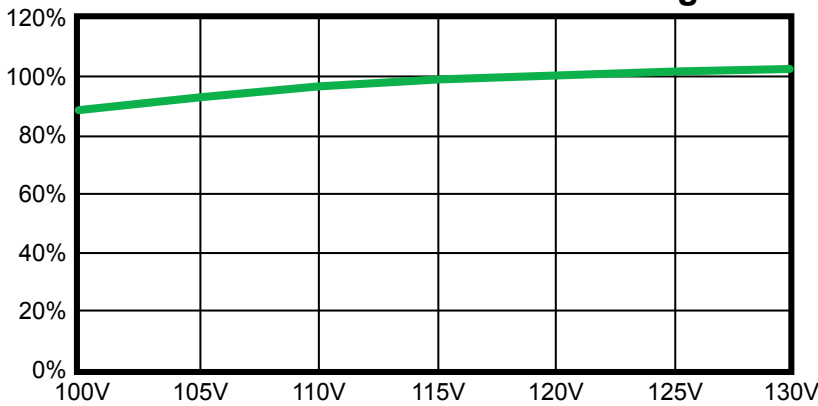
SSL Solutions Faster Than The Speed Of Light®

Typical Electrical & Optical Characteristic Curves:

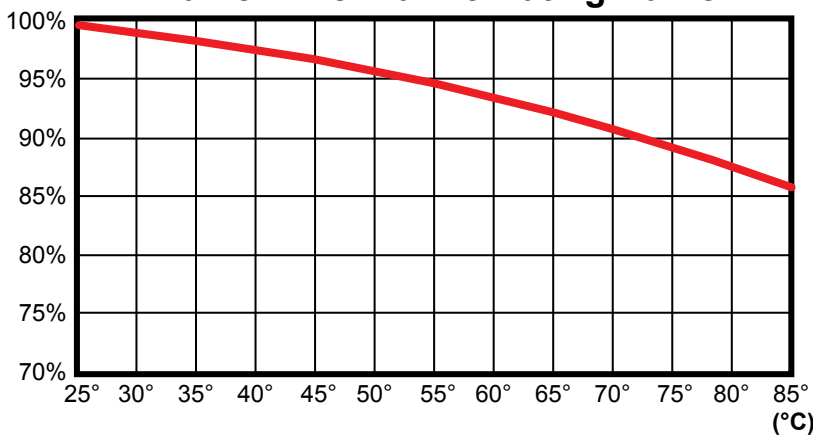
Relative Power / Voltage



Relative Luminous Flux / Voltage

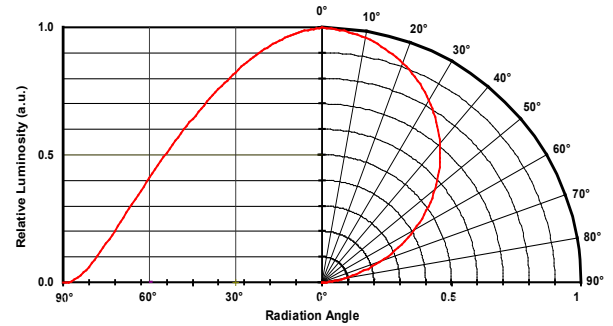
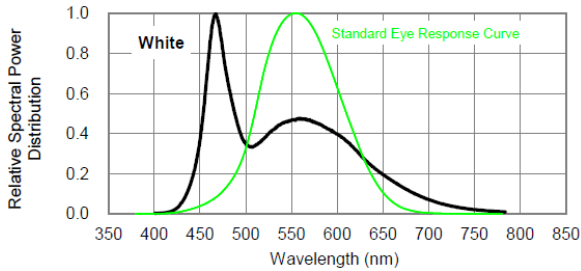


Lumen Thermal De-Rating Curve

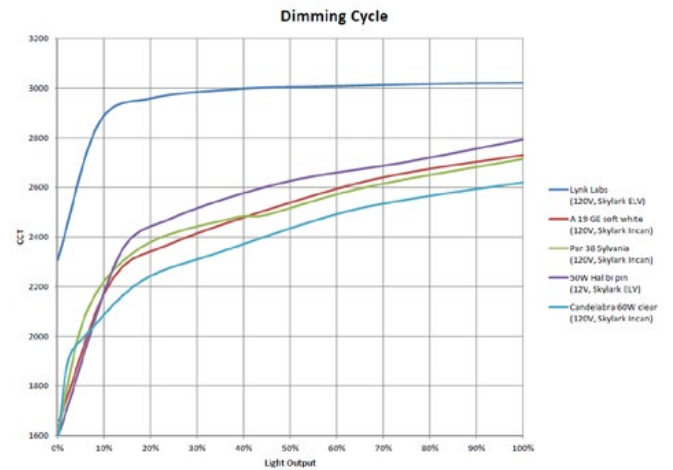
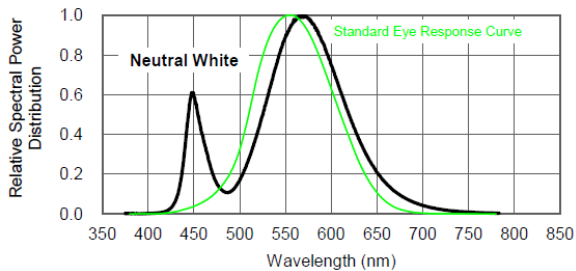


Typical Electrical & Optical Characteristic Curves:

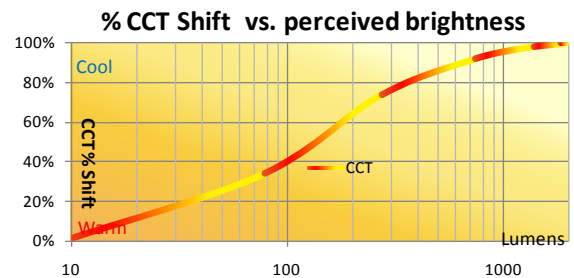
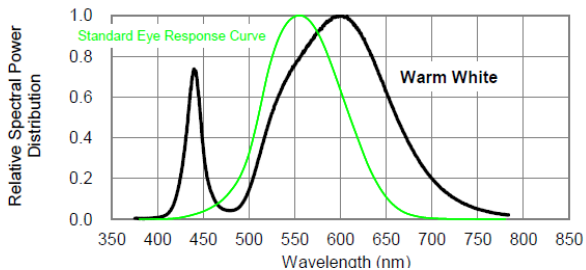
1. White



2. Neutral White



3. Warm White



Packaging

- LED Modules will be packaged in trays for primary protection.
- According to the total delivery amount, cardboard boxes will be used to protect the trays of LED Modules from mechanical shocks during transportation.
- The boxes are not water resistant and therefore must be kept away from water and moisture.

Reliability and Average Lumen Maintenance

Before releasing new products the manufacturer puts a representative product sample set through an entire suite of qualification tests, including the most stressful test for high power LEDs, the Wet High-Temperature Operating Life (WHTOL) test at 85°C/85%RH for 1000 hours at the specified operating current.

LED lifetime has been extrapolated based on the accumulated operating and accelerated aging data. Based on this data, the manufacturer projects that the LED products will deliver, on average, 70% lumen maintenance at 50,000 hours of operation at the specified operating current, provided that the case temperature is maintained at or below 80°C.