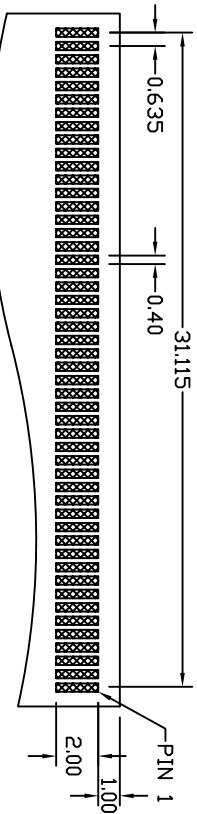
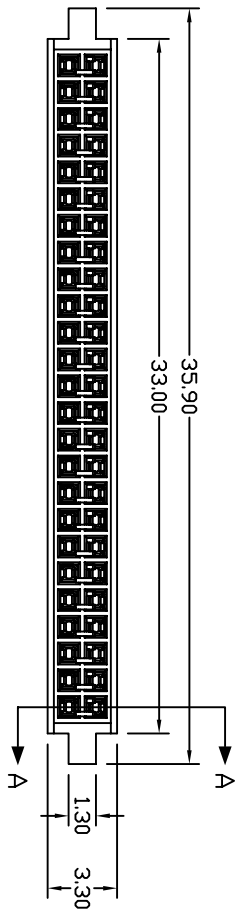
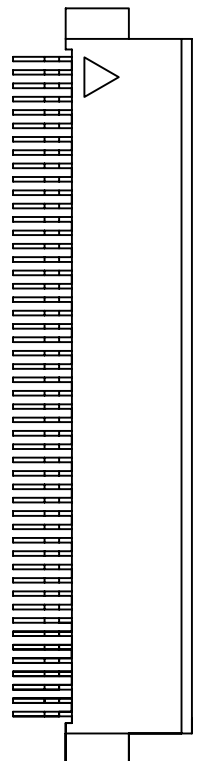
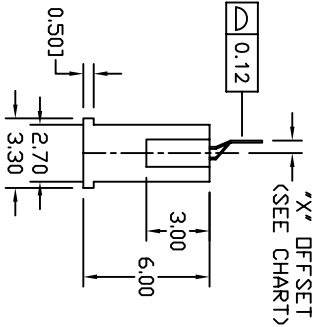
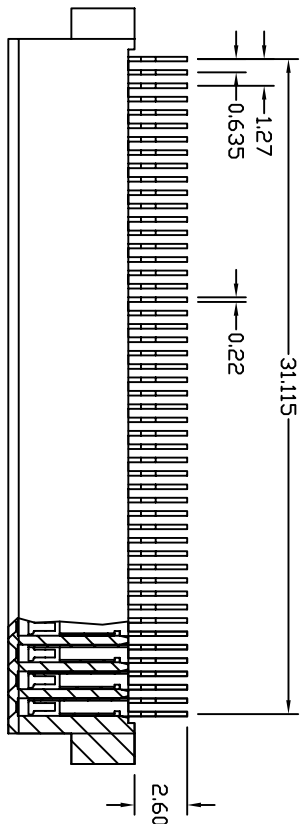


Rev	AWO #	Description	Date	Appr
-		RELEASED	3/10/06	

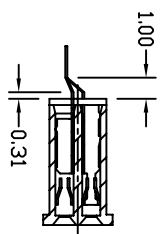
APPROVED: _____
 DATE: _____ TITLE: _____



RECOMMENDED P.C.B LAYOUT (TOP VIEW)
 TOLERANCES: ±0.05mm



ADAM TECH PART NO.	"X" OFFSET
CFS-50-A-SMT-A	0.00 [0.00]
CFS-50-A-SMT-B	0.12 [0.30]
CFS-50-A-SMT-C	0.23 [0.60]
CFS-50-A-SMT-D	0.35 [0.90]



SECTION A-A

SPECIFICATIONS:

Material:
 Insulator: LCP, glass reinforced, rated UL 94V-0
 Insulator color: Black
 Contacts: Phosphor Bronze

Plating:

Gold Flash over Nickel underplate on contact area, Tin over Copper underplate on straddle mount tails

Electrical:

Operating voltage: 100 VAC max
 Current rating: 0.5 Amps max
 Contact resistance: 40 mohms max.
 Insulation resistance: 1000 Mohms min
 Dielectric withstanding voltage: 500 VAC for 1 minute

Temperature Rating:

Operating temperature: -20°C to +80°C

Environmental:

Lead free, RoHS compliant.
 Recommended soldering temp: 260°C for 5 sec.



ADAM TECH

909 Rahway Avenue, Union, NJ 07083
 Phone: 908-687-5000 Fax: 908-687-5710

TITLE: COMPACT FLASH SOCKET, 50 POSITION, VERTICAL, SMT, 0.3mm CL OFF-SET

UNLESS OTHERWISE SPECIFIED ALL DIMENSIONS ARE MM [INCHES] TOLERANCES: EXCEPT AS NOTED	
INCHES	HOLDS
.X ± .10	± .10
.XX ± .020	± .015
.XXX ± .015	± .010
APPROVALS	DATE
DRAWN	SLS
CHECKED	
APPROVED	

SIZE	PART NO.	REV.
X	CFS-50-A-SG-SMT-X	-
REF:	SCALE: NTS	SHEET 1 OF 1