

Model NO.	LCVH-200■420	Model Name	Power Supply
Part NO.	PLCVH0200■420	SIZE	264.4 * 74 * 43.55 mm [9.7 * 2.91 * 1.71 inch]



FEATURES

- ◆ AC Input 90~305Vac
- ◆ Protection: OVP / OTP / OPP / SCP
- ◆ High Operating ambient Temp: -30°C ~+60°C
(Refer to output dreating curve)
- ◆ Power Factor:>0.98@115Vac;>0.95@230Vac;@full load
- ◆ Safety: Meet UL / Meet TUV
- ◆ EMC:Meet CE / Meet FCC
- ◆ Comply with Indoor/Outdoor Waterproof (IP 67)
- ◆ Dimension (L*W*H): 264.4 * 74 * 43.55 mm
- ◆ Dimension (L*W*H): 9.7 * 2.91 * 1.71 inch
- ◆ ROHS Compliant

Module : LCVH-200■420

*,# =SEE NOTES BELOW

*(9)	MODEL	LCVH-200■420		
	SPECIFICATION	min.	norm.	max.
	DC OUTPUT VOLTAGE (V)		42	
*	PRESET ACCURACY (%) *(8)		1	
*	OUTPUT CURRENT(A) *(5)			4.8
*	O/P NOISE (P-P, mV) *(3)			250
*	LINE REGULATION (%) *(7)		1	
*	LOAD REGULATION (%) *(6)		1	
	DC OUTPUT POWER	201.6 W		
	EFFICIENCY(typ @Full Load)	93%		
	SETUP,RISE TIME(typ.)	2S,500ms at full load 115VAC/230VAC		
	HOLD UP TIME	15ms at full load 115VAC/230VAC		
	INPUT VOLTAGE RANGE	90-305VAC, 127-431VDC, Normal : 100-277VAC		
	INPUT FREQUENCY	Range:47-63Hz, Normal : 50-60Hz		
	ACTIVE POWER FACTOR	PF>0.98 @115VAC, PF>0.95@230VAC at full load and rated output voltage		
	INRUSH CURRENT (typ)	COLD START 70A @ 230VAC		
	AC CURRENT	3.2A/115VAC 1.6A/230VAC		
	LEAKAGE CURRENT	<0.7mA/277VAC		
	SHORT CIRCUIT PROTECTION	short circuit protection will restart automatically after the fault condition is removed		
	OVER TEMP. PROTECTION	shut down and latch off o/p voltage , re-power on to recover		
	OVER V, PROTECTION			
	OVER CURRENT PROTECTION	120%~160% rated output power ; Hiccup mode		
*	OPERATING TEMP.*(4)	-30 to +60°C (Refer to output dreating curve)		
	STORAGE TEMPERATURE	-40 to +80°C		
	RELATIVE HUMIDITY	10 to +90%, non-cond.		
	TEMP. COEFFICIENT	0.03% / °C (0-50°C, typ)		
	SAFETY	Meet UL60950-1 / Meet TUV EN61347-2-13		
	EMI	Meet CE EN55015 / Meet FCC part 15		
	WITHSTAND VOLTAGE	I/P-O/P : 3.75KVAC, O/P-Grnd : 0.5KVAC, I/P-Grnd : 1.88KVAC		
	ISOLATION RESISTANCE	I/P-O/P, I/P-FG,O/P-FG :100M Ohms / 500VDC / 25°C / 70% RH		
	DIMENSIONS(L*W*H)	264.4 * 74 * 43.55 mm [9.7 * 2.91 * 1.71 inch]		

NOTES : (1)All parameters not specially mentioned are measured 230VAC input.

(2)All specifications Typical @25°C, unless otherwise noted, at normal line and load.

(3)Ripple and Noise measured directly at pins/terminals at nom. load, 0.1uF bypass and 47uF electrolytic, pk-pk @20MHz bandwidth.

(4)Specified for free-air convection cooling.

(5)Minimum load is NOT required for proper operation .

(6)Load regulation measured from 20% to Full load.

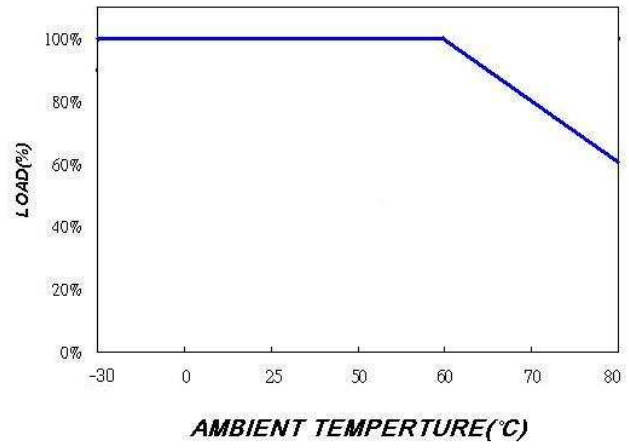
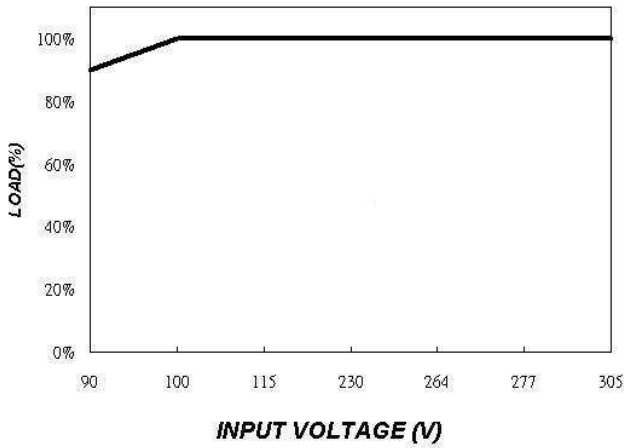
(7)Line regulation measured from 100VAC to 277VAC.

(8)Preset accuracy measured at normal load, 120VAC input.

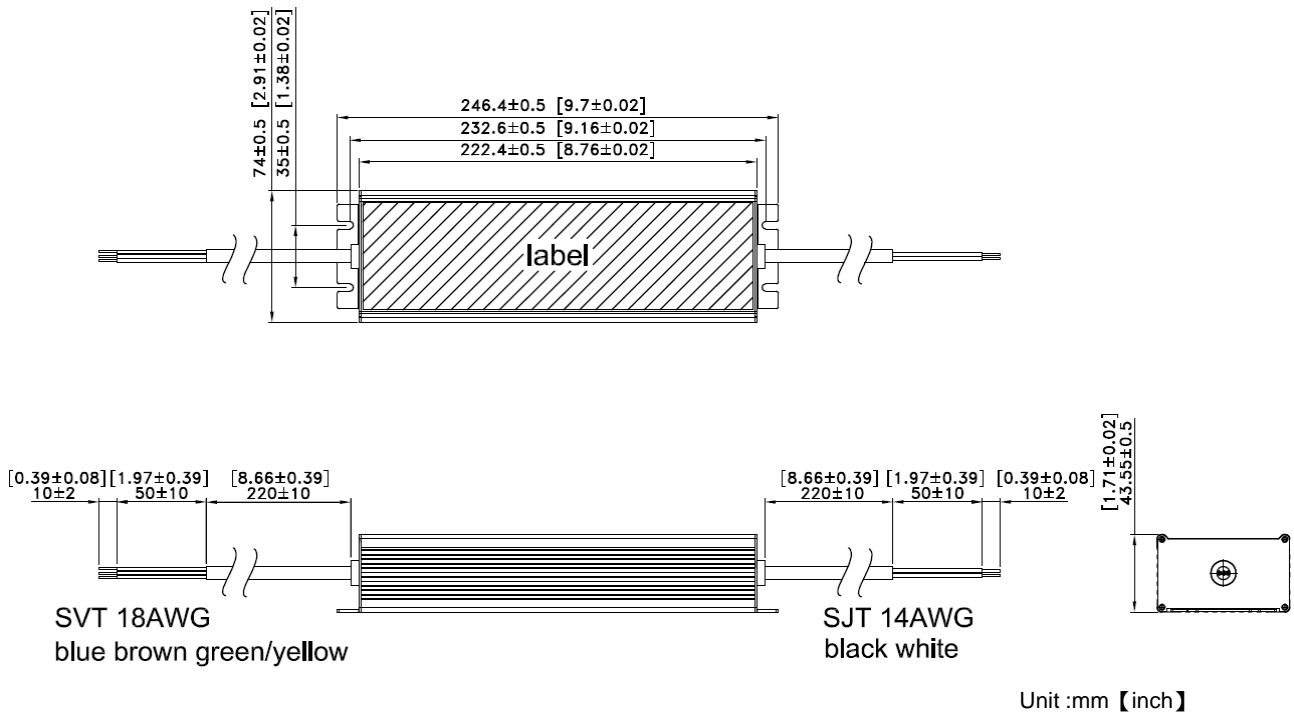
(9)100% Production Tested.

Model NO.	LCVH-200■420	Model Name	Power Supply
Part NO.	PLCVH0200■420	SIZE	264.4 * 74 * 43.55 mm [9.7 * 2.91 * 1.71 inch]

DERATE



Dimensions



※Reference