





(0,635 mm) .025"

LSS SERIES

LSS-120-03-F-DV-A



LSS-140-01-L-DV-A



LSS-130-02-L-DV-A-K

# HIGH SPEED HERMAPHRODITIC STRIP

## SPECIFICATIONS

For complete specifications and recommended PCB layouts see [www.samtec.com?LSS](http://www.samtec.com?LSS)

**Insulator Material:**

Black Liquid Crystal Polymer



**Contact Material:**

Phosphor Bronze

**Plating:**

Au or Sn over 50µ" (1,27 µm) Ni

**Current Rating:**

1.7A per contact @ 30°C

**Operating Temp Range:**

-55°C to +125°C

**RoHS Compliant:**

Yes

**Processing:**

Lead-Free Solderable:

Yes

**SMT Lead Coplanarity:**

(0,10 mm) .004" max

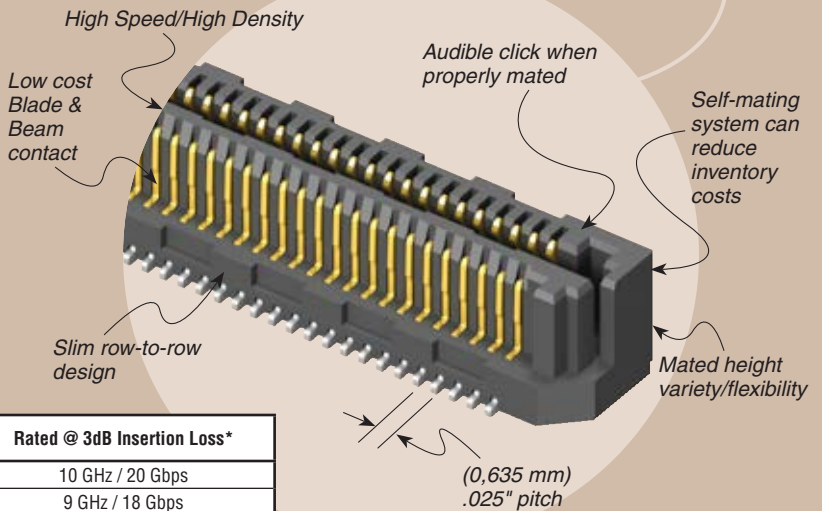
**Board Stacking:**

For applications requiring more than two connectors per board, contact [ipg@samtec.com](mailto:ipg@samtec.com)

Mates with: LSS

**RUGGEDIZED** by SAMTEC

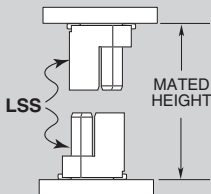
- High retention contacts
- Audible click when mated
- Shrouded



LSS/LSS 6 mm Stack Height	Rated @ 3dB Insertion Loss*
Single-Ended Signaling	10 GHz / 20 Gbps
Differential Pair Signaling	9 GHz / 18 Gbps

\*Performance data includes effects of a non-optimized PCB. Performance data for other stack heights and complete test data available at [www.samtec.com?LSS](http://www.samtec.com?LSS) or contact [sig@samtec.com](mailto:sig@samtec.com)

## APPLICATION



LEAD STYLE	MATED HEIGHT*
-01 & -01	(6,00) .236
-01 & -03	(7,00) .276
-03 & -03	(8,00) .315
-01 & -02	(9,00) .354
-02 & -03	(10,00) .394
-02 & -02	(12,00) .472

\*Processing conditions will affect mated height.

**LSS** - **1** NO. PINS PER ROW - **LEAD STYLE** - **PLATING OPTION** - **DV** - **A** - **OPTION**

Specify LEAD STYLE from chart

**10, 20, 30, 40, 50**

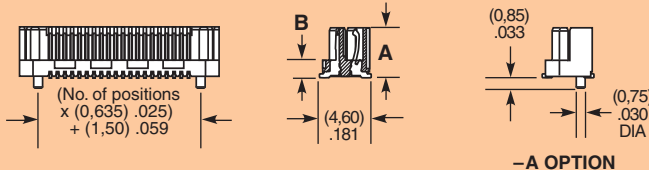
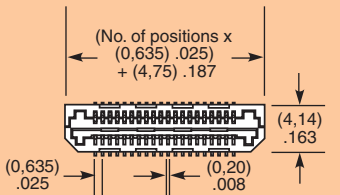
**-F** = Gold flash on contact, Matte Tin on tail

**-L** = 10µ" (0,25 µm) Gold on contact, Matte Tin on tail

**-K** = (3,50 mm) .138" DIA Polyimide film Pick & Place Pad

**-TR** = Tape & Reel

LEAD STYLE	A	B
-01	(4,50) .177	(1,60) .063
-02	(7,49) .295	(4,59) .181
-03	(5,49) .216	(2,59) .102



## APPLICATION SPECIFIC OPTION

- Locking Clip on -02 or -03 lead style.
  - Other Gold plating options available.
  - Other pin counts available.
- Call Samtec.

**Note:** Some lengths, styles and options are non-standard, non-returnable.

Due to technical progress, all designs, specifications and components are subject to change without notice.

[WWW.SAMTEC.COM](http://WWW.SAMTEC.COM)