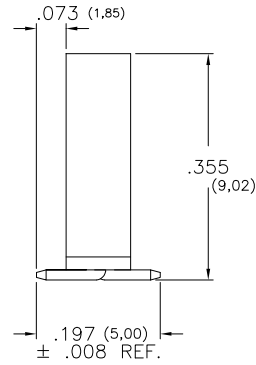
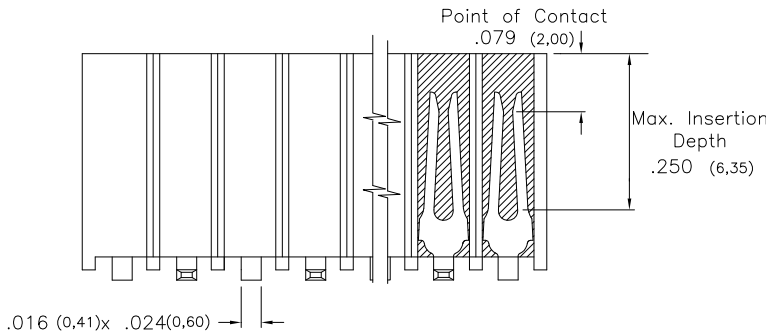
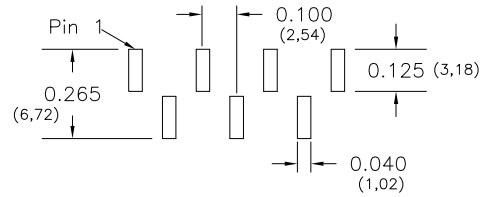
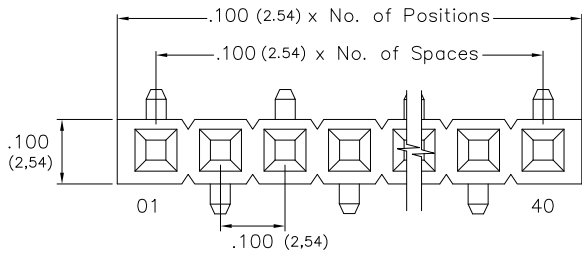


Major League Electronics .100 cl Socket Strips - Surface Mount - Vertical



Tails may be clipped to achieve desired pin length

Ordering Information

SSHSM-1 [XX] - S - 02 - [XX] - V - [XX] - M - [XX] - [XX] - LF

Pins Per Row

01 - 40

Row Specification

S = Single Row

Surface Mount

Plating Options	
10µ Gold on Contact area / Flash on tail	G
Matte Tin All Over	T
10µ Gold on Contact Area / Matte Tin on Tail	GT
30µ Gold on Contact Area / Matte Tin on Tail	H
Gold Flash over Entire Pin	F

Vertical

Packing Information

TR-P = Tape and Reel with Plastic Pick and Place pad

TB-P = Tube with Plastic Pick and Place pad

TB-0 = Tube without Pick and Place Pad

If left blank, packaging at MLE's discretion
Pad may be metal, mylar or plastic

Footprint
M = pin 1 left

Polarized Position
Leave blank if not needed

If required, specify empty pin position, e.g. 012 for Pin 12

Specifications

Insertion Depth: .145 (3,68) to .250 (6,35)

Insertion Force - Per Contact - H Plating:

6oz. (1,67N) avg with .025 (0,64mm) sq. pin

Withdrawal Force - Per Contact - H Plating:

5oz. (1,39N) avg with .025 (0,64mm) sq. pin

Current Rating: 3.0 Ampere

Insulation Resistance: 1000MΩ Min.

Dielectric Withstanding: 600V AC

Contact Resistance: 20 mΩ Max.

Operating Temperature: -40°C to + 105°C

Max. Process Temperature:

Peak: 260°C up to 20 secs.

Process: 230°C up to 60 secs.

Wave: 260°C up to 6 secs.

Reflow: 260°C up to 10 secs.

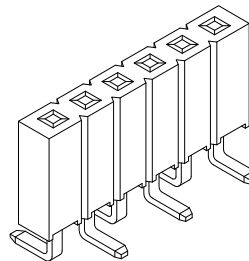
Manual Solder: 350°C up to 5 secs.

Materials

Contact Material: Phosphor Bronze

Insulator Material: Nylon 6T

Plating: Au or Sn over 50µ" (1,27) Ni



Mates with:

BSTC, TSHCR,
 BSTCM, TSHCRE,
 BSTCR, TSHCRSM,
 BSTCRSM, TSHR,
 BSTS, TSHRE,
 LBSTCM, TSHS,
 LTSHCR, TSHSCM,
 LTSHCRE, TSHSM,
 LTSHR, ULTSHSM,
 LTSHRE, ULTSHC,
 LTSHM, ULTHSCR,
 TSHC.

Products cut to specific sizes are uncancellable/nonreturnable

Parts are subject to change without notice

SSHSM-1-SV-M SERIES

.100 cl Single Row
Socket Strips - Surface Mount - Vertical

30 JAN 07

Scale
NTS

UNLESS OTHERWISE SPECIFIED
DIMENSIONS IN INCHES (MM)
TOLERANCES ARE:

ONE PLACE DECIMALS ±.100
 TWO PLACE DECIMALS ±.010
 THREE PLACE DECIMALS ±.005
 FOUR PLACE DECIMALS ±.0020
 ANGLES
 ±5°



4235 Earnings Way, New Albany, Indiana, 47150, USA
 1-800-782-3486 (USA/Canada/Mexico)

Tel: 812-944-7244

Fax: 812-944-7268

E-mail: mle@mlelectronics.com

Web: www.mlelectronics.com

Revision
B

Sheet
1/2

Revisions

Revision B - (16th June 2011)

Amended Tail Length: From .246 [6.15] to .197 [5.00].

Products cut to specific sizes are uncancellable/nonreturnable

Parts are subject to change without notice

SSHSM-1-SV-M SERIES

.100 cl Single Row
Socket Strips - Surface Mount - Vertical

30 JAN 07

Scale
NTS

UNLESS OTHERWISE SPECIFIED
DIMENSIONS IN INCHES (MM)
TOLERANCES ARE:

ONE PLACE DECIMALS ±.100
TWO PLACE DECIMALS ±.010
THREE PLACE DECIMALS ±.005
FOUR PLACE DECIMALS ±.0020
ANGLES
±5°



4235 Earnings Way, New Albany, Indiana, 47150, USA
1-800-782-3486 (USA/Canada/Mexico)

Tel: 812-944-7244

Fax: 812-944-7268

E-mail: mle@mlelectronics.com

Web: www.mlelectronics.com

Revision
B

Sheet
2/2