

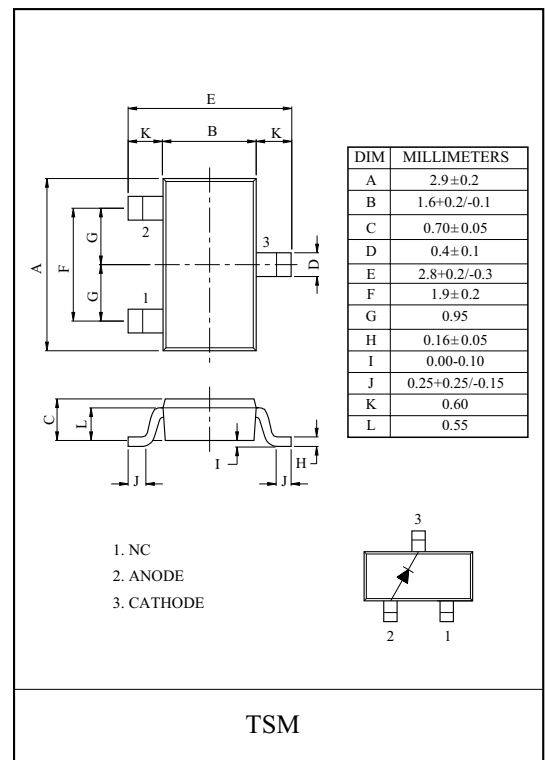
HIGH FREQUENCY RECTIFICATION.  
SWITCHING REGULATORS, CONVERTERS, CHOPPERS.

### FEATURES

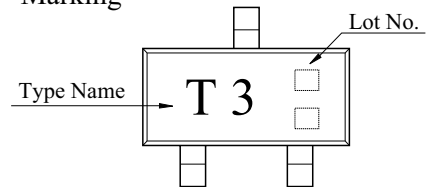
- Low Forward Voltage :  $V_F \text{ max}=0.47\text{V}$ .

### MAXIMUM RATING (Ta=25 °C)

CHARACTERISTIC	SYMBOL	RATING	UNIT
Repetitive Peak Reverse Voltage	$V_{RRM}$	30	V
Reverse Voltage	$V_R$	30	V
Average Forward Current	$I_O$	1	A
Non-Repetitive Peak Surge Current	$I_{FSM}$	10	A
Junction Temperature	$T_j$	125	°C
Storage Temperature Range	$T_{stg}$	-55 ~ 125	°C



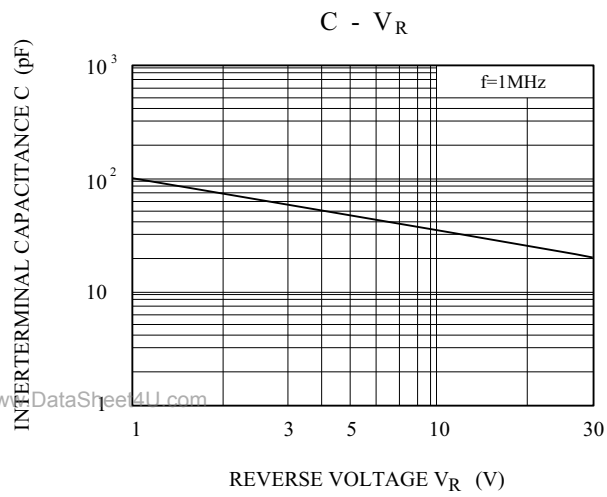
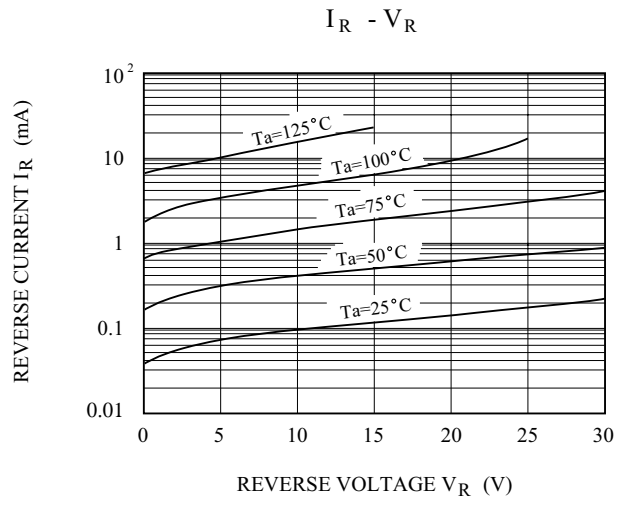
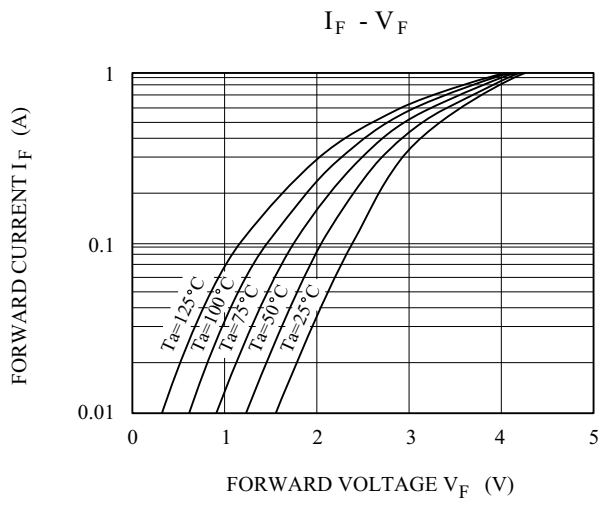
### Marking



www.DataSheet4U.com

### ELECTRICAL CHARACTERISTICS (Ta=25 °C)

CHARACTERISTIC	SYMBOL	TEST CONDITION	MIN.	TYP.	MAX.	UNIT
Forward Voltage	$V_F$	$I_F=0.5\text{A}$	-	0.35	0.40	V
		$I_F=1\text{A}$	-	0.42	0.47	V
Reverse Current	$I_R$	$V_R=15\text{V}$	-	-	500	$\mu\text{A}$
		$V_R=30\text{V}$	-	-	1000	
Total Capacitance	$C_T$	$V_R=10\text{V}$ , $f=1\text{MHz}$	-	35	-	pF
Reverse Recovery Time	$t_{rr}$	$I_F=I_R=100\text{mA}$	-	-	15	nS



www.DataSheet4U.com