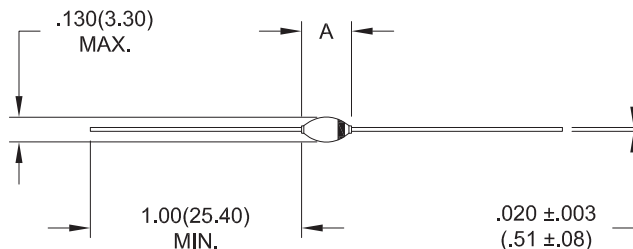


High Voltage Diodes - Axial Lead

10mA - 100mA • 3000ns • Hermetic

ELECTRICAL CHARACTERISTICS AND MAXIMUM RATINGS														
Part Number	Working Reverse Voltage (V _{rw})	Average Rectified Current (I _o)		Reverse Current @ V _{rw} (I _r)		Forward Voltage (V _f)		1 Cycle Surge Current t _p =8.3ms (I _{fsm})	Repetitive Surge Current (I _{frm})	Reverse Recovery Time (3) (T _{rr})	Thermal Impedance θ _{J-L}			Junction Cap. @50VDC @ 1kHz (C _j)
		55°C(1)	100°C(2)	25°C	100°C	25°C		25°C	25°C	25°C	25°C	L=000	L=.125	L=.250
	Volts	mA	mA	µA	µA	Volts	mA	Amps	Amps	ns	°C/W	°C/W	°C/W	pF
M25SG	2500	100	50	0.1	10	6.0	25	8.0	1.2	3000	18	30	50	2.0
M50SG	5000	50	25	0.1	10	8.0	25	4.0	0.8	3000	18	30	50	1.0
M100SG	10000	25	12	0.1	10	13.0	25	2.0	0.4	3000	18	30	50	0.5
M160SG	16000	10	5	0.1	10	35.0	10	0.5	0.1	3000	33	45	65	0.5

(1)TL=55°C L=0.375" (2)TL=100°C L=0.375" (3)I_f=12.5mA, I_r=25mA, I_{rr}=6.3mA *Op.Temp.= -65°C to +175°C Stg.Temp.= -65°C to +200°C



Part	A
M25SG	.200(5.08) MAX.
M50SG	.225(5.72) MAX.
M100SG	.300(7.62) MAX.
M160SG	.350(8.89) MAX.

Dimensions: In. (mm) • All temperatures are ambient unless otherwise noted. • Data subject to change without notice.



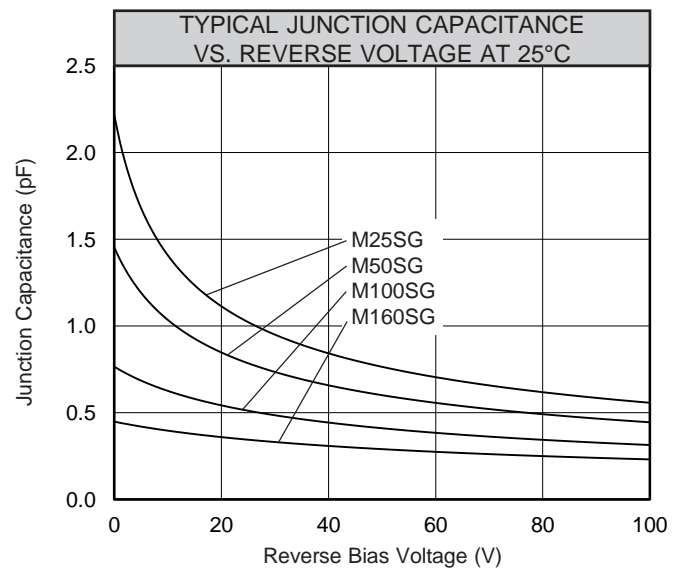
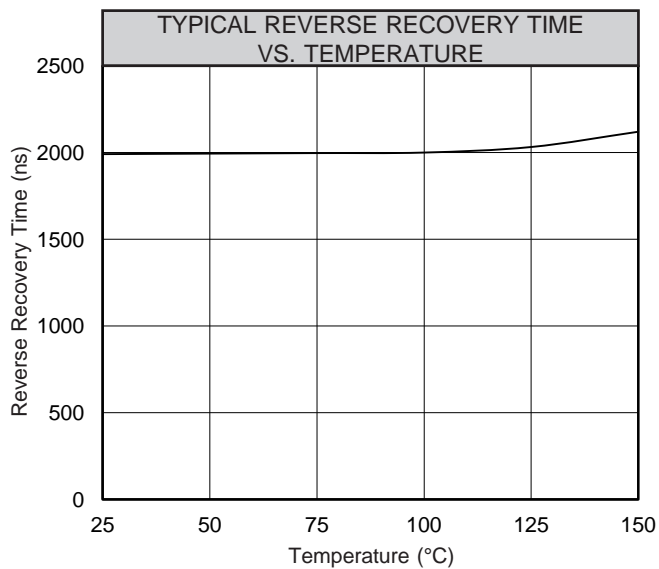
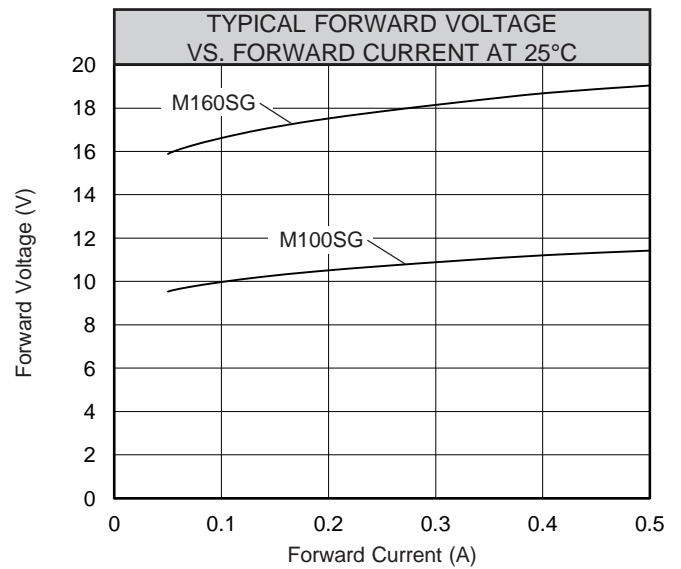
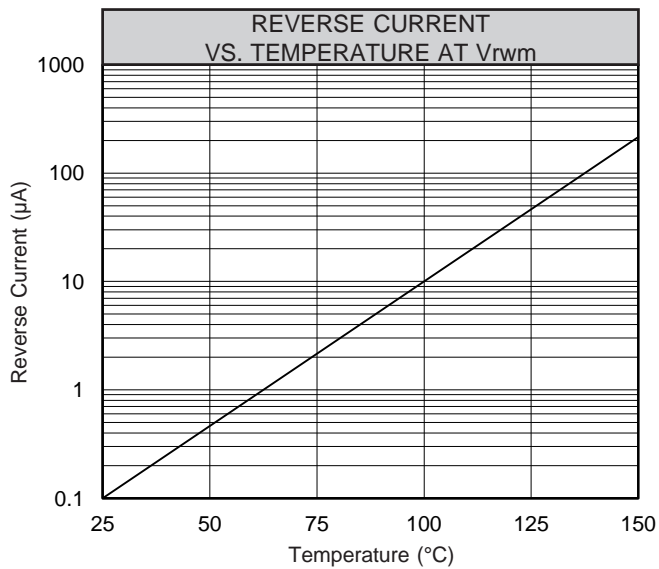
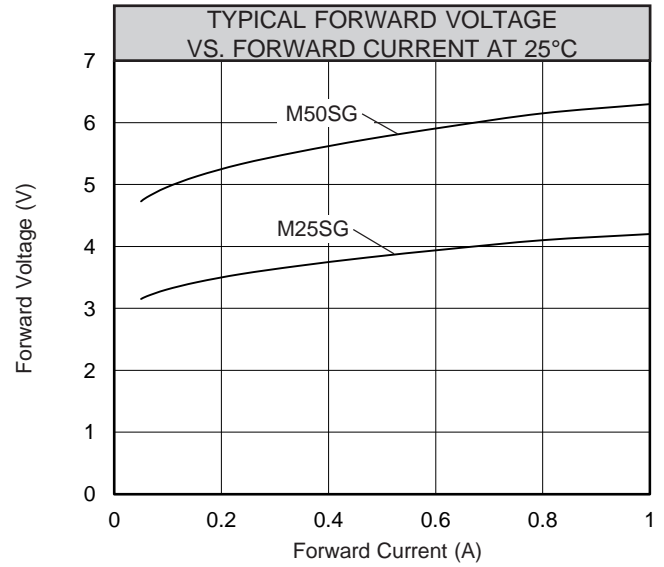
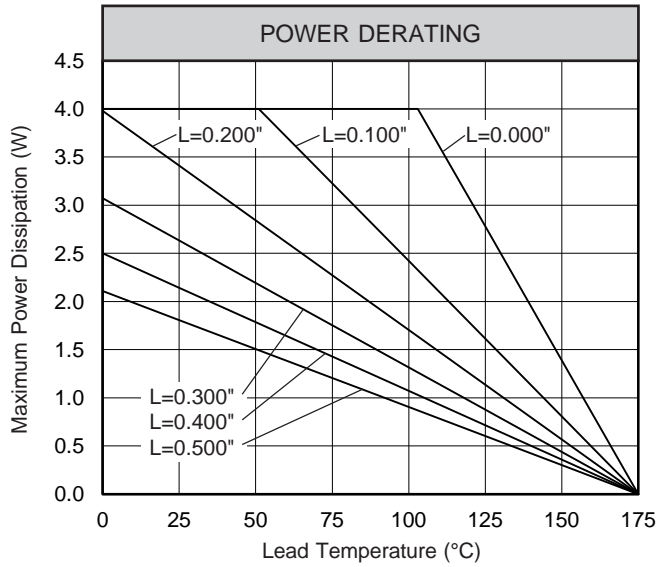
Voltage Multipliers Inc.

8711 W. Roosevelt Ave.
Visalia, CA 93291 USA

Tel: 559.651.1402
Fax: 559.651.0740

www.voltagemultipliers.com
www.highvoltagepowersupplies.com

M25SG M50SG M100SG M160SG



3