



PRODUCT SPECIFICATION

REV A January 2010

Oscilent Controlled Document

Ordering Code / Part Number	Product Description
805-RF325.3M-B	Wireless, RF SAW Filter

Specification Contents

- o Mechanical Dimensions
- o Test Circuit
- o Maximum Ratings
- o Electrical Specification
- o Frequency Performance

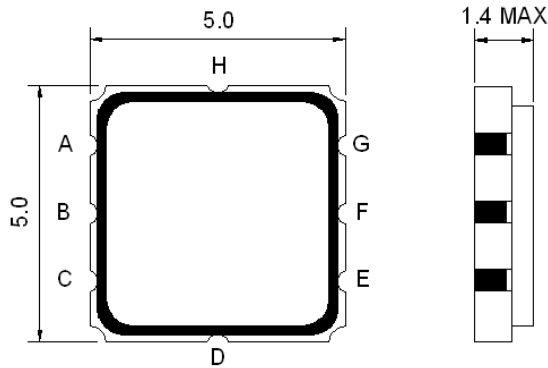
Notes

- o Electrostatic Sensitive Device (ESD) 
- o Avoid excessive ultrasonic exposure
- o Solderability compatible with JEDEC J-STD-020C Pb-free process, 260°C peak reflow temperature
- o This product complies with EU directive 2002/95/EC (RoHS compliance)

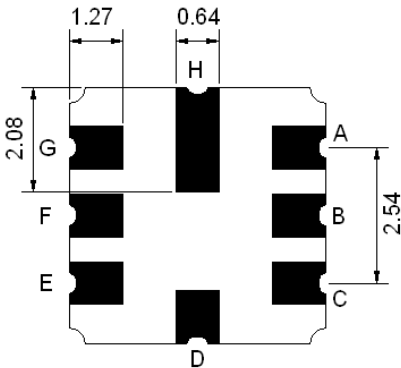




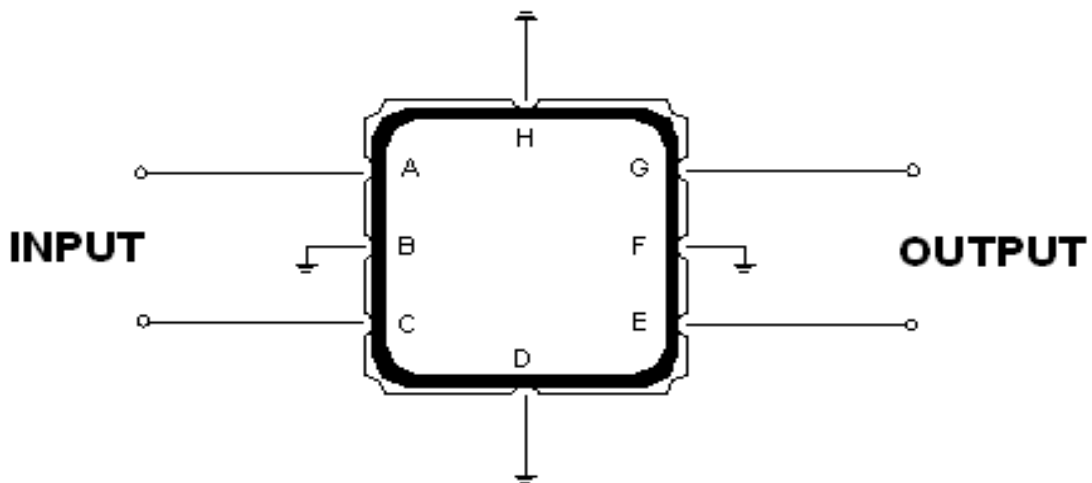
Mechanical Dimensions (mm)



Pin Description	
B, D, F, H	Ground
A, C	In
G, E	Out



Test Circuit



Source and Load Impedance: 200 Ω



Maximum Ratings

Parameters Description	Unit	Minimum	Typical	Maximum
Operating Temperature Range	°C	-40	-	+85
Storage Temperature Range	°C	-40	-	+85
Maximum DC Voltage	V	-	-	5
Maximum Input Power	dBm	-	-	20
Source Impedance (single ended) ⁽¹⁾	Ω	-	200	-
Load Impedance (single ended) ⁽¹⁾	Ω	-	200	-

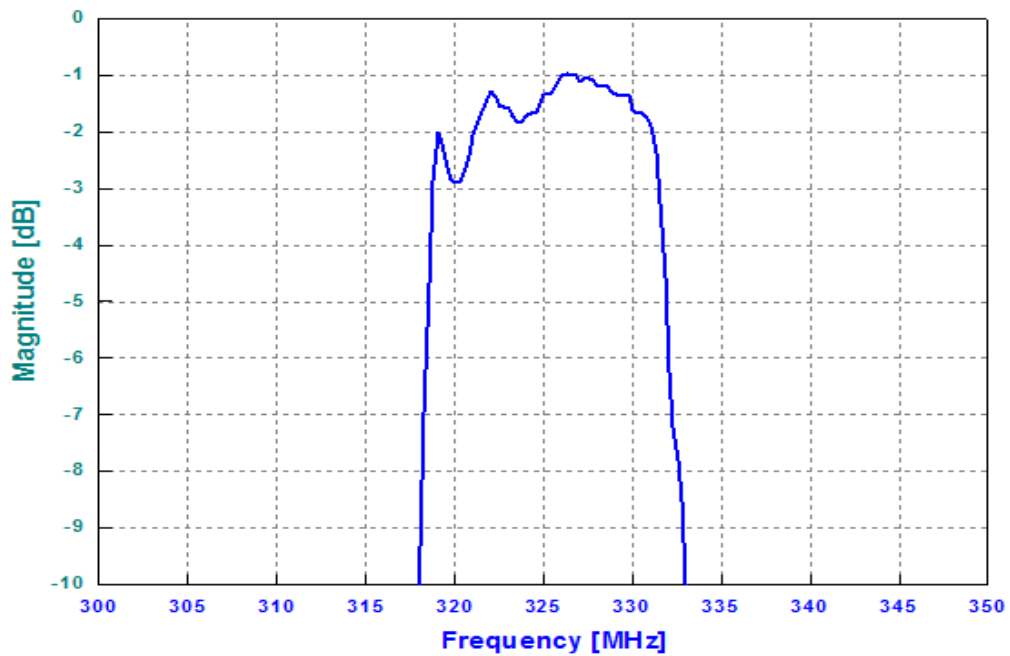
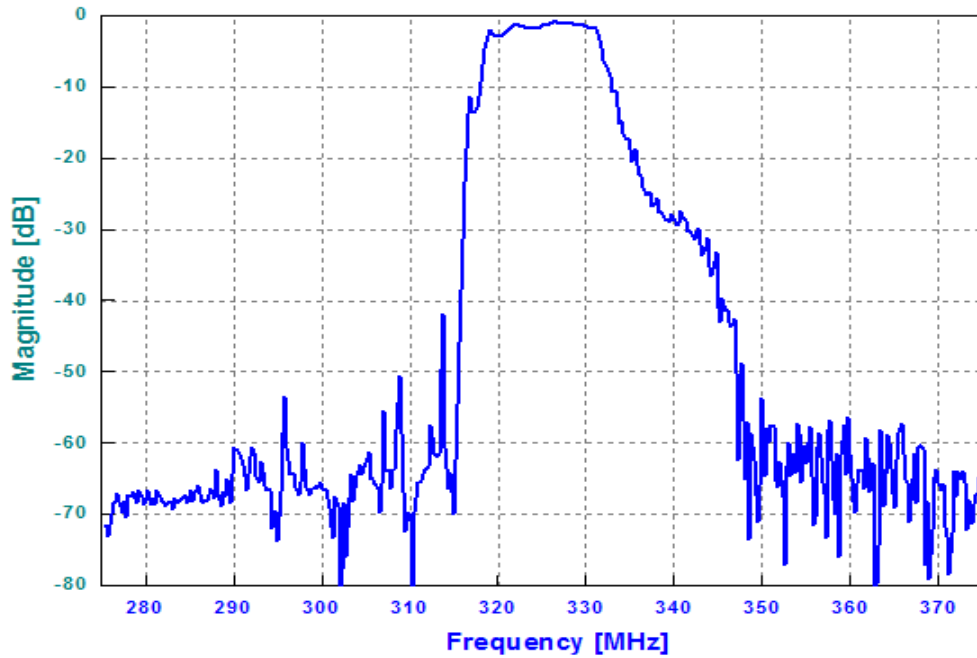
Notes: With Matching Network

Electrical Specification

Parameters Description	Unit	Minimum	Typical	Maximum
Center Frequency (Fo)	MHz	-	325.3	-
Insertion Loss in 322.0 ~ 328.6 MHz	dB	-	1.4	3.5
Amplitude Ripple in 322.0 ~ 328.6 MHz	-	-	0.8	2.0
Stop Band Attenuation:				
Fo-100.0 ~ Fo-39.5 MHz	dB	45	55	-
Fo+39.5 ~ F+100.0 MHz	dB	45	55	-

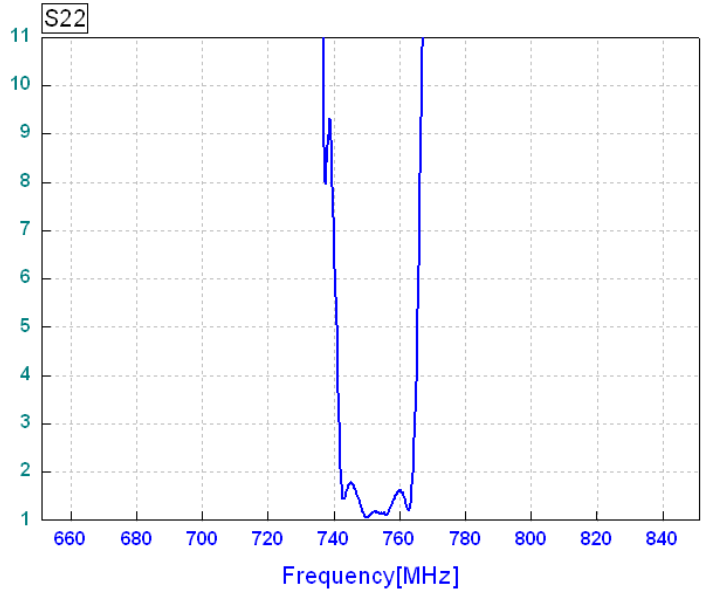
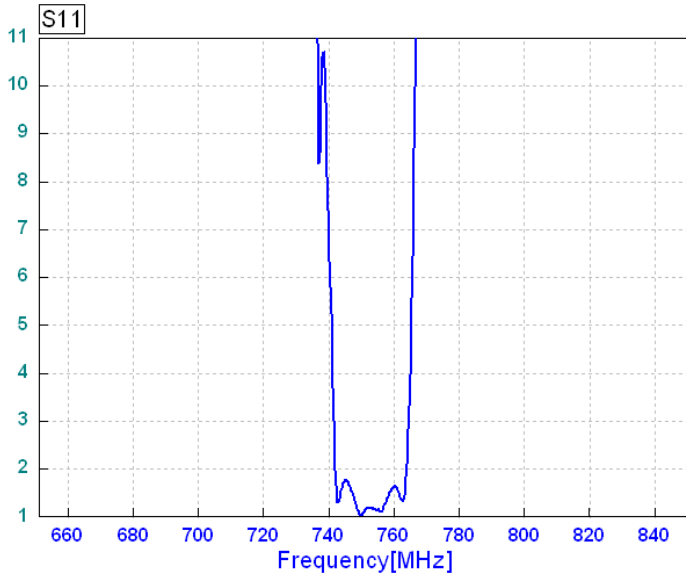


Frequency Performance





VSWR



Smith Chart

