

**HIGH SPEED COMBO MAGNETIC MODULES FOR 10/100BASE-TX APPLICATIONS**

P/N: LU1T14R XFMRS

**Feature**



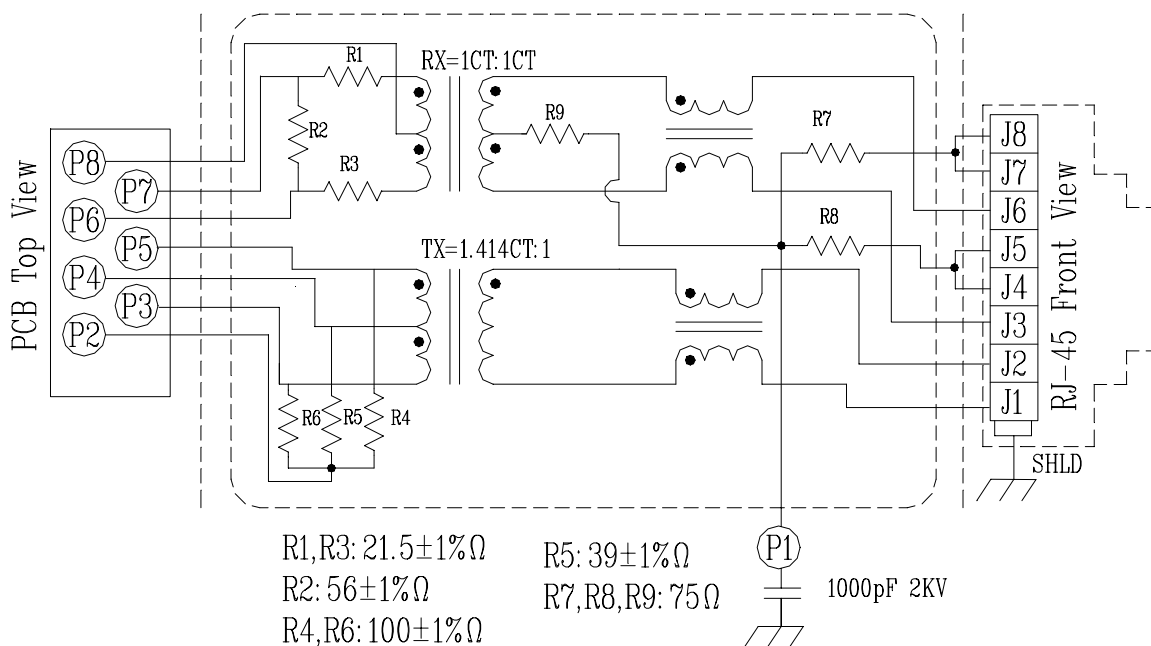
- Meets open circuit inductance (OCL) specifications of 350 uH Min with 8mA DC Bias from 0°C -70°C.
- Combo designs available for all 10/100 Base-TX PHY chips.
- Custom designs available for most applications.
- Operating temperature range: 0°C to +70°C.
- Storage temperature range: -40°C to +125°C.

Electrical Specifications @ 25°C						
Part Number	Turns Ratio (±5%)		Inductance (uH Min) @100 KHz/100mVrms with 8mA DC Bias	Cross talk (dB Max)		
	TX	RX		32 MHz	62 MHz	100 MHz
LU1T14R	1.414CT:1	1CT:1CT	350	-40	-35	-35

Continue					
Part Number	Insertion Loss (dB TYP)	Return Loss (dB TYP)			HI-POT (Vrms Min)
	0.3-100MHz	30MHz	60MHz	80MHz	
LU1T14R	-1.0	-16	-12	-10	1500

**Schematic**

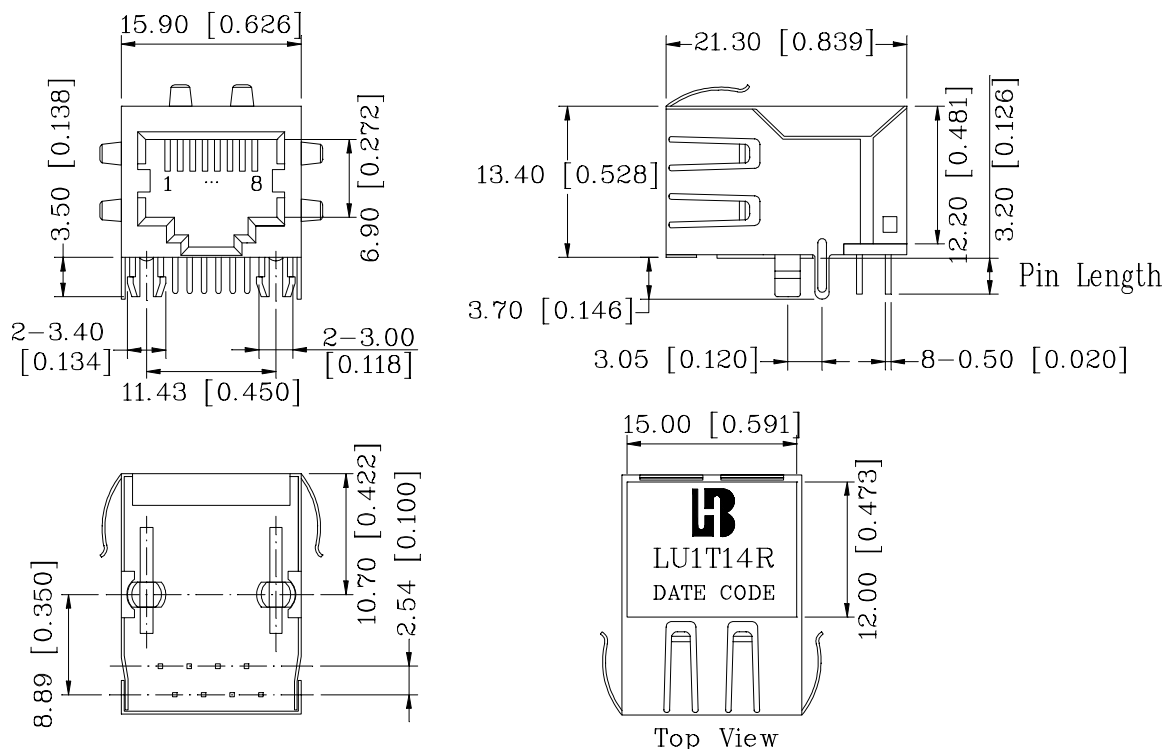
Block Circuit x 1 Set In LU1T14R



**HIGH SPEED COMBO MAGNETIC MODULES FOR 10/100BASE-TX APPLICATIONS**

P/N: LU1T14R XFMR5

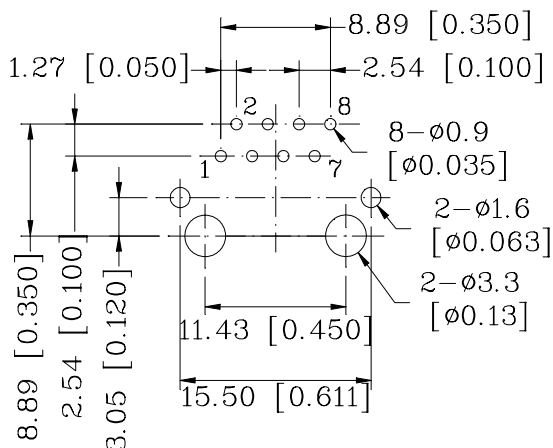
**Mechanical**



Units: mm[Inches] Tolerances: xx.x0±0.25[0.010]  
0.xx±0.05[0.002]

- 1. Plastic Material : PBT 15% Glass Filled(UL 94V-0), Black Housing
- 2. Metal Shield : Brass C2680-H, 20u Nickel Plated, t=0.25mm
- 3. Spring Wire : 0.45mm Dia. Phosphor bronze with 6u gold plated
- 4. Solder Pin : 0.4x0.4mm, Phosphor bronze with solder Plated
- 5. Durability : 300 Mating cycles Min.

**PCB Layout Mounting Hole(Top View)**



Units: mm[Inches]  
Tolerances: xx.x0±0.25[0.010]  
0.xx±0.05[0.002]