Series 845 Stinger™ Mighty Mouse Triple–Start ACME Thread Receptacle

845-003 and 845-004 Ordering Information

In-Line
Shell Style 01

Rear Panel Jam Nut Mount (Shown)
Shell Style 07

Square Flange Mount
Shell Style 02/12

M

How To Order

Sample Part Number	845-004	-07	M	8-10	P	A
Series (See Table I)	**845-003** = Plug with Integral Banding Porch **845-004** = Plug with Accessory Thread					
Shell Style (See Table II	**-01** = In-line **-02** = Square Flange Front or Rear Mount **-12** = Square Flange Rear Mount Non-Locking Clinch Nuts **-22** = Square Flange Rear Mount Locking Clinch Nuts **-07** = Jam Nut for Rear Panel Mounting					
Shell Material and Finish	**C** = Aluminum/Black Anodize (Non-Conductive); RoHS Compliant **M** = Aluminum/Electroless Nickel; RoHS Compliant **MT** = Aluminum/Nickel-PTFE RoHS Compliant **NF** = Aluminum/Cadmium with Olive Drab Chromate **ZN** = Aluminum/Zinc-Nickel with Olive Drab Chromate **ZNU** = Aluminum/Zinc-Nickel with Black Chromate **Z1** = Stainless Steel/Passivated; RoHS Compliant **ZB** = Stainless Steel/Olive Drab Chromate over Cadmium **ZC** = Stainless Steel/Zinc Cobalt Alloy/Black Chromate					
Shell Size - Insert Arrangement	**8-10**, **9-20**, **10-28**, **11-40**, **12-58**, **13-71**					
Contact Type	**P** = Pin with O-ring **S** = Socket with O-ring					
Shell Key Positions (See Table II)	**A** = Normal **B** = Pos. B **C** = Pos. C **D** = Pos. D **E** = Pos. F **F** = Pos. F					

Table I: Series

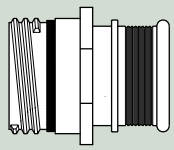	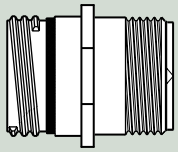
845-003 Receptacle with Banding Platform	**845-004** Receptacle with Accessory Thread

Table II: Shell Style

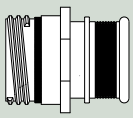	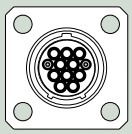	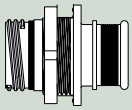
-01 Receptacle with Banding Platform	**-02, -12, -22** Square Flange	**-07** Jam Nut

Dimensions in Inches (millimeters) are subject to change without notice.

© 2014 Glenair, Inc.

GLENAIR, INC. • 1211 AIR WAY • GLENDALE, CA 91201-2497 • 818-247-6000 • FAX 818-500-9912
www.glenair.com E-Mail: sales@glenair.com