



# TAI-SAW TECHNOLOGY CO., LTD.

No. 3, Industrial 2nd Rd., Ping-Chen Industrial District,  
Taoyuan, 324, Taiwan, R.O.C.

TEL: 886-3-4690038 FAX: 886-3-4697532

E-mail: [tstsales@mail.taisaw.com](mailto:tstsales@mail.taisaw.com) Web: [www.taisaw.com](http://www.taisaw.com)

## Approval Sheet For Product Specification

Issued Date: Mar, 2, 2007

Product Name: SAW Filter 169.2 MHz SMD 5.0X7.0 mm

TST Parts No.: TB0484A

Customer Parts No.: \_\_\_\_\_

Company: _____
Division: _____
Approved by : _____
Date: _____

Checked by: \_\_\_\_\_ Bob Chau

Approval by: \_\_\_\_\_ Francis Chen

Date: \_\_\_\_\_ 3, 2, 2007



# TAI-SAW TECHNOLOGY CO., LTD.

No. 3, Industrial 2nd Rd., Ping-Chen Industrial District,  
Taoyuan, 324, Taiwan, R.O.C.

TEL: 886-3-4690038 FAX: 886-3-4697532

E-mail: [tstsales@mail.taisaw.com](mailto:tstsales@mail.taisaw.com) Web: [www.taisaw.com](http://www.taisaw.com)

## SAW Filter 169.2MHz

MODEL NO.:TB0484A

REV. NO.:1

### A. MAXIMUM RATING:

1. Input Power Level: 15 dBm
2. DC Voltage : 5V
3. Operating Temperature: -40°C to +85°C
4. Storage Temperature: -50°C to +95°C

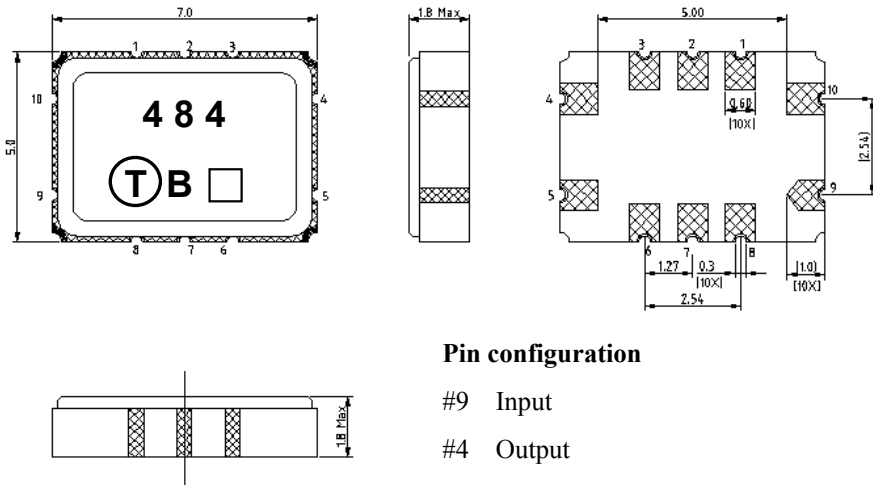
RoHS Compliant  
Lead free  
Lead-free soldering

### B. ELECTRICAL CHARACTERISTICS:

Item	Unit	Min.	Type.	Max.	Note
Center frequency <b>Fc</b>	MHz	-	169.2	-	-
Insertion loss at center frequency <b>ILc</b>	dB	-	3.0	7.0	-
Ripple (169.19625~169.20375)	dB	-	±0.2	±1	-
<b>Attenuation (relative to ILc)</b>					
168.2 ~ 168.3025 MHz	dB	30	50	-	-
168.3025 ~ 169.1 MHz	dB	7	21	-	-
169.3 ~ 170.0975 MHz	dB	7	21	-	-
170.0975 ~ 170.2 MHz	dB	30	50	-	-
<b>Temperature coefficient of frequency Tcf</b>		-0.034 ppm/C <sup>2</sup>			

Note1. Considering -21 KHz frequency shift from -40°C to +85°C

**C.OUTLINE DRAWING:**



**Pin configuration**

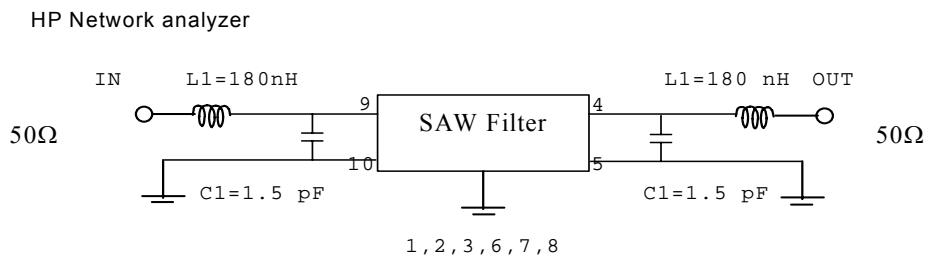
- #9 Input
- #4 Output
- #10 Balance input or input ground
- #5 Balance output or output ground
- #1,2,3,6,7,8 To be grounded
- Date code
- Unit mm

**Product Year Code**

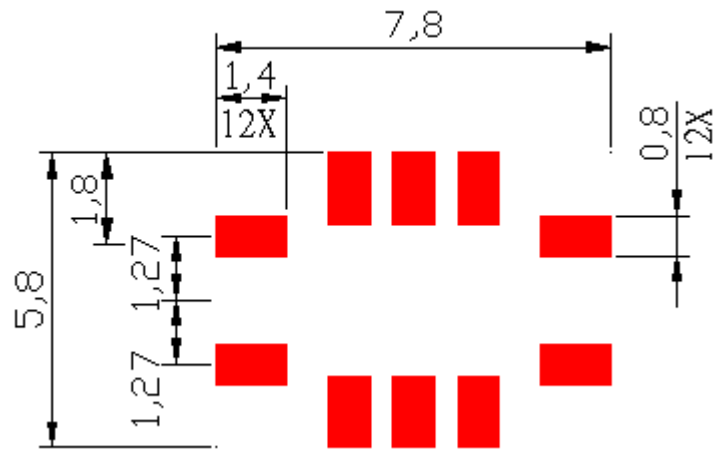
Year	2001	2002	2003	2004
	2005	2006	2007	2008
Product Code	B	b	<u>B</u>	<u>b</u>

**D. MEASUREMENT CIRCUIT:**

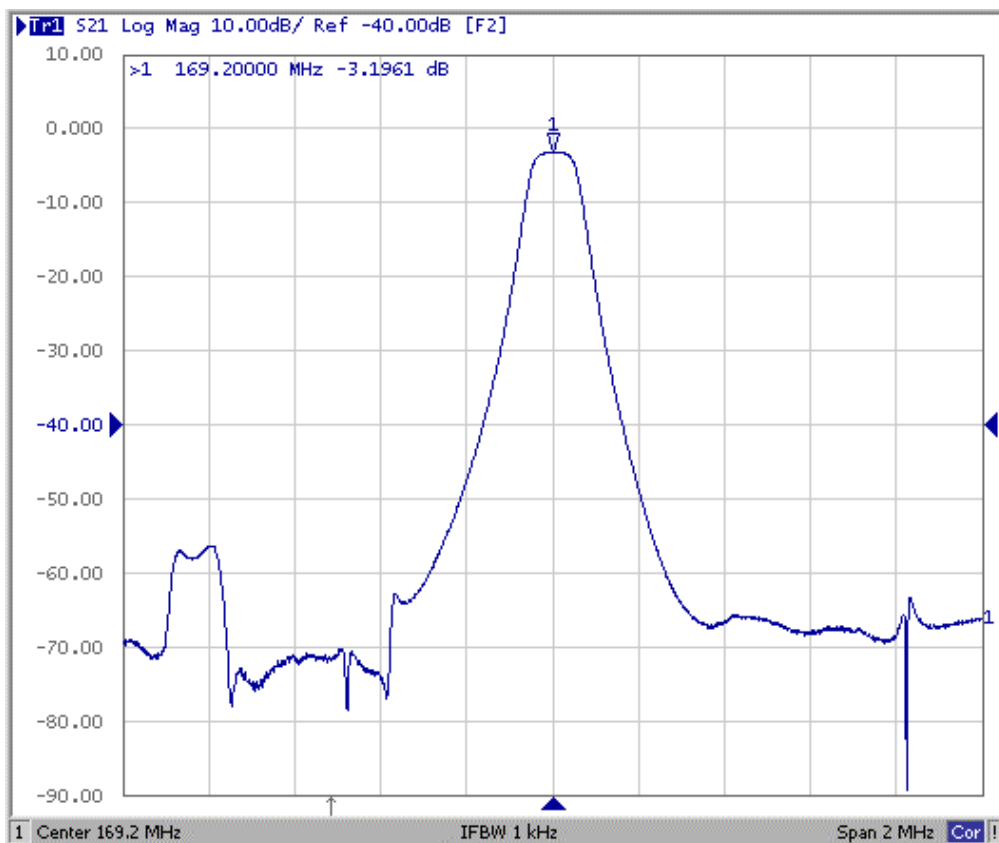
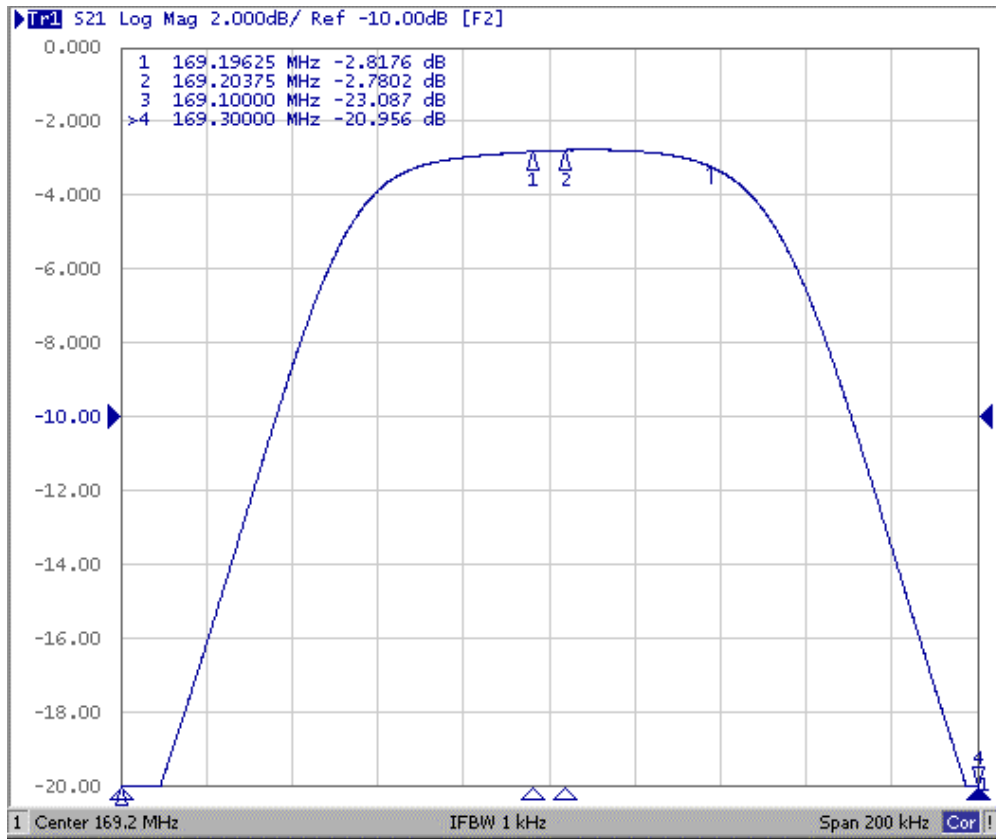
**50 Ohm Test circuit ( single-ended / single-ended )**



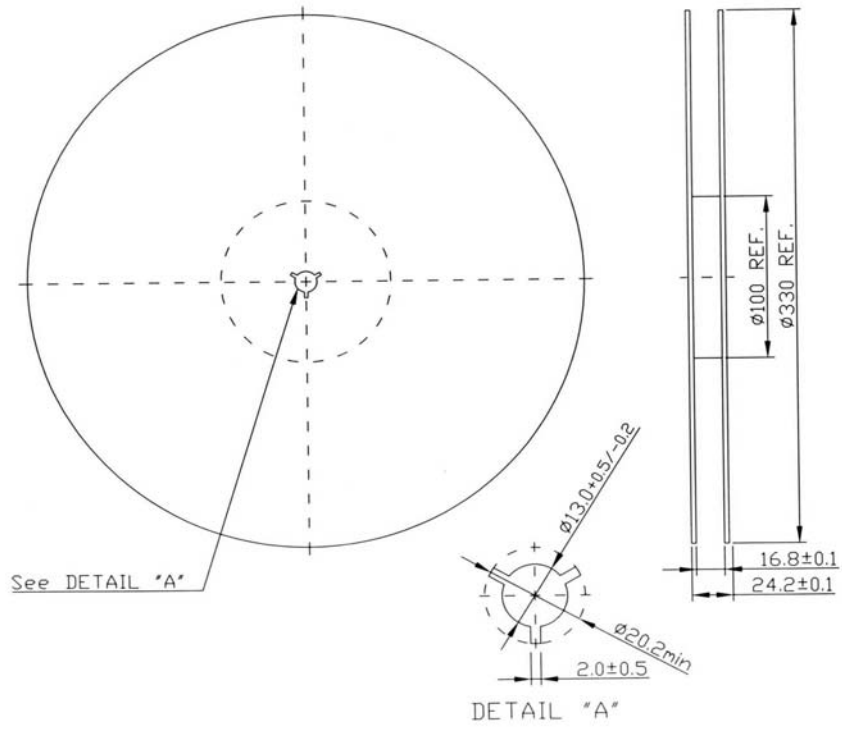
**E. PCB Footprint:**



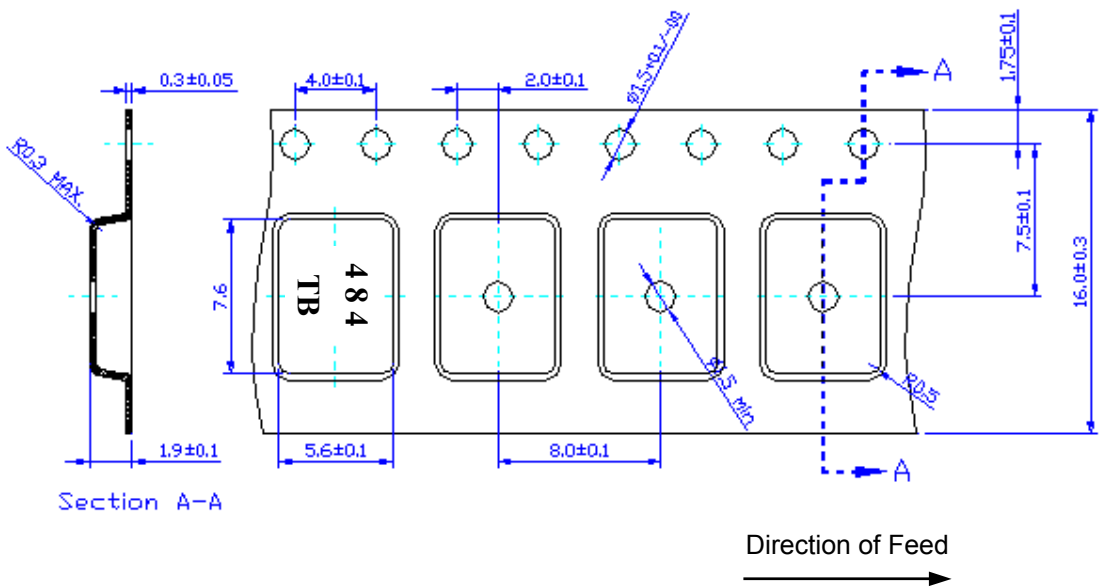
## F. Frequency Characteristics :



**G. PACKING:**  
**1. REEL DIMENSION**



**2. TAPE DIMENSION**



## H. RECOMMENDED REFLOW PROFILE :

