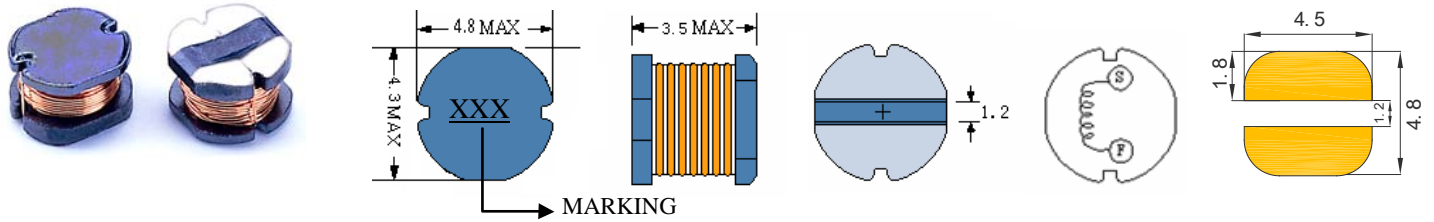


SMD POWER INDUCTORS



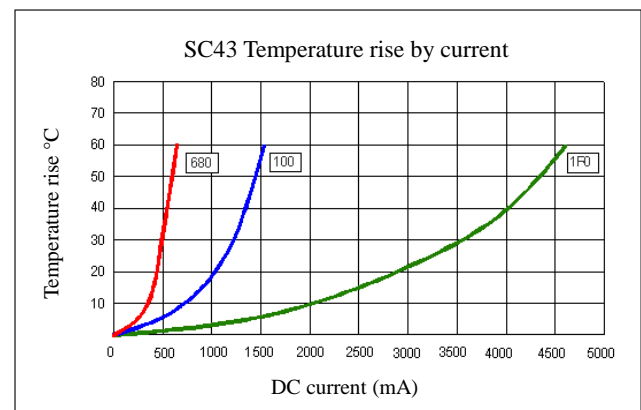
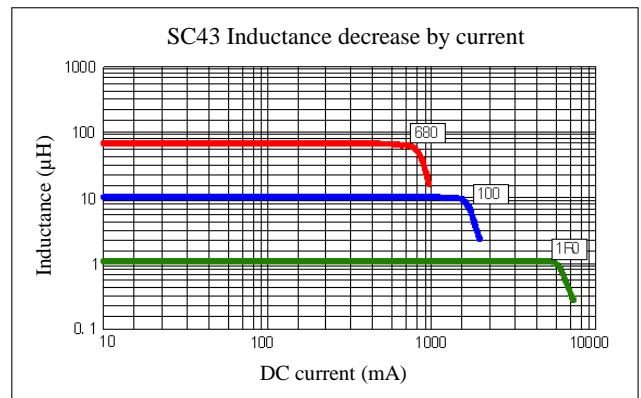
• Features

1. Open frame construction.



ELECTRICAL CHARACTERISTICS

Part Number	Inductance (uH) (1)	Test Frequency	DC Resistance (Ω MAX) (2)	Saturation Current ⁽³⁾ (A)	Temperature Current ⁽⁴⁾ (A)
SC43-1R0	1.0	7.96MHZ	33m	3.80	3.20
SC43-1R4	1.4	7.96MHZ	38m	3.30	3.10
SC43-1R8	1.8	7.96MHZ	42m	2.91	2.90
SC43-2R2	2.2	7.96MHZ	47m	2.60	2.70
SC43-2R7	2.7	7.96MHZ	52m	2.43	2.50
SC43-3R3	3.3	7.96MHZ	58m	2.15	2.15
SC43-3R9	3.9	7.96MHZ	76m	1.98	1.98
SC43-4R7	4.7	7.96MHZ	94m	1.70	1.72
SC43-5R6	5.6	7.96MHZ	101m	1.60	1.68
SC43-6R8	6.8	7.96MHZ	117m	1.41	1.58
SC43-8R2	8.2	7.96MHZ	132m	1.26	1.40
SC43-100	10	2.52MHZ	182m	1.15	1.25
SC43-120	12	2.52MHZ	210m	1.05	1.20
SC43-150	15	2.52MHZ	235m	0.92	1.10
SC43-180	18	2.52MHZ	338m	0.84	0.95
SC43-220	22	2.52MHZ	378m	0.76	0.86
SC43-270	27	2.52MHZ	522m	0.71	0.74
SC43-330	33	2.52MHZ	540m	0.64	0.72
SC43-390	39	2.52MHZ	587m	0.59	0.64
SC43-470	47	2.52MHZ	844m	0.54	0.60
SC43-560	56	2.52MHZ	937m	0.50	0.54
SC43-680	68	2.52MHZ	1117m	0.46	0.48



(1). Inductance tolerance for 1.0uH: ±30%, for 1.4uH~68uH: ±20%. Tested at 0.25V, 0ADC and 25°C

(2). DCR measured at 25°C.

(3). The DC current at which the inductance decreases by 10% from its initial value.

(4). The DC current that results in a 40°C temperature rise from 25°C ambient.

[Click here for QUANTITY PER REEL & PACKING INFORMATION](#)

Custom versions available upon request.