

## Silicon NPN Power Transistors

2SC4793

## DESCRIPTION

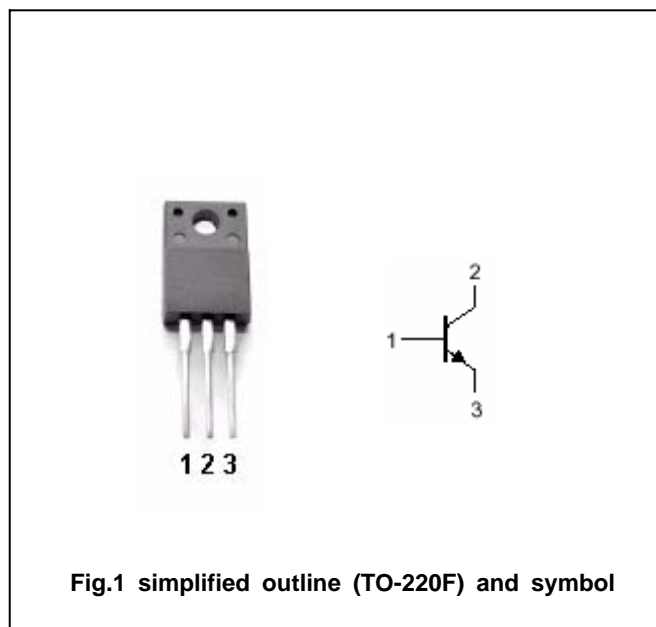
- With TO-220F package
- Complement to type 2SA1837
- High transition frequency

## APPLICATIONS

- Power amplifier applications
- Driver stage amplifier applications

## PINNING

PIN	DESCRIPTION
1	Base
2	Collector
3	Emitter



## Absolute maximum ratings (Ta=25 )

SYMBOL	PARAMETER	CONDITIONS	VALUE	UNIT
$V_{CBO}$	Collector-base voltage	Open emitter	230	V
$V_{CEO}$	Collector-emitter voltage	Open base	230	V
$V_{EBO}$	Emitter-base voltage	Open collector	5	V
$I_C$	Collector current		1	A
$I_B$	Base current		0.1	A
$P_C$	Collector dissipation	$T_C=25$	20	W
		$T_a=25$	2.0	
$T_j$	Junction temperature		150	
$T_{stg}$	Storage temperature		-55~150	

## Silicon NPN Power Transistors

## 2SC4793

## CHARACTERISTICS

T<sub>j</sub>=25 unless otherwise specified

SYMBOL	PARAMETER	CONDITIONS	MIN	TYP.	MAX	UNIT
V <sub>(BR)CEO</sub>	Collector-emitter breakdown voltage	I <sub>C</sub> =10mA ; I <sub>B</sub> =0	230			V
V <sub>CEsat</sub>	Collector-emitter saturation voltage	I <sub>C</sub> =0.5A I <sub>B</sub> =50mA			1.5	V
V <sub>BE</sub>	Base-emitter voltage	I <sub>C</sub> =0.5A ; V <sub>CE</sub> =5V			1.0	V
I <sub>CBO</sub>	Collector cut-off current	V <sub>CB</sub> =230V; I <sub>E</sub> =0			1.0	μA
I <sub>EBO</sub>	Emitter cut-off current	V <sub>EB</sub> =5V; I <sub>C</sub> =0			1.0	μA
h <sub>FE</sub>	DC current gain	I <sub>C</sub> =0.1A ; V <sub>CE</sub> =5V	100		320	
C <sub>OB</sub>	Output capacitance	I <sub>E</sub> =0; V <sub>CB</sub> =10V;f=1MHz		20		pF
f <sub>T</sub>	Transition frequency	I <sub>C</sub> =0.1A ; V <sub>CE</sub> =10V		100		MHz

Silicon NPN Power Transistors

2SC4793

PACKAGE OUTLINE

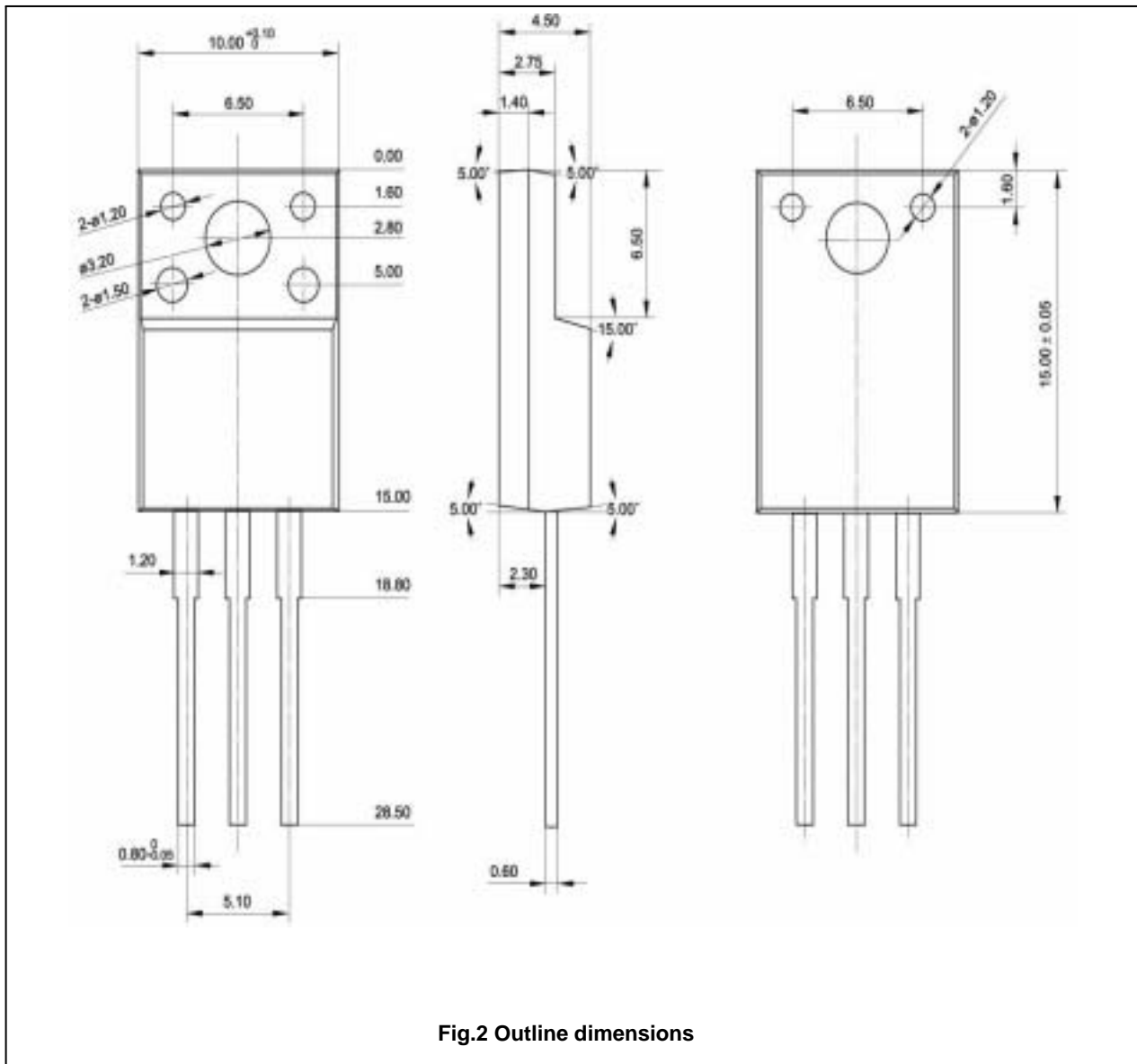


Fig.2 Outline dimensions

Silicon NPN Power Transistors

2SC4793

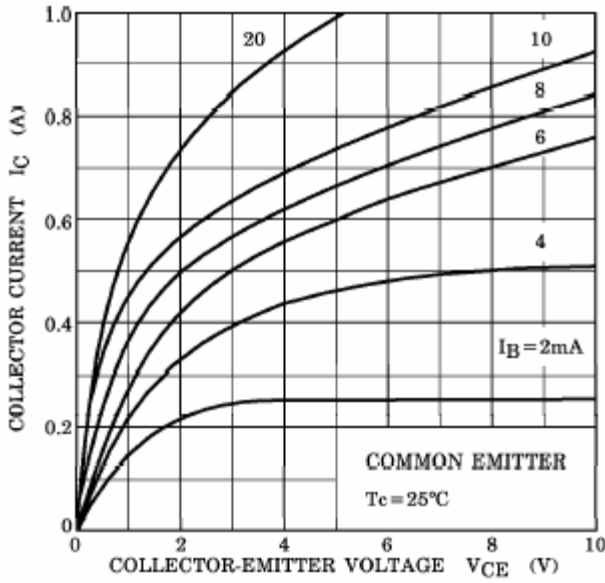


Fig.3 Static Characteristic

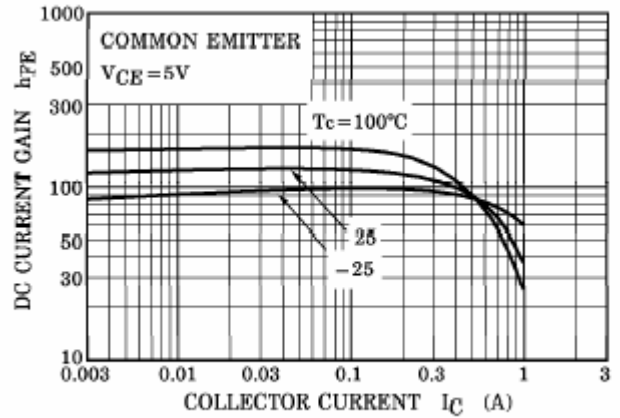


Fig.4 DC current Gain

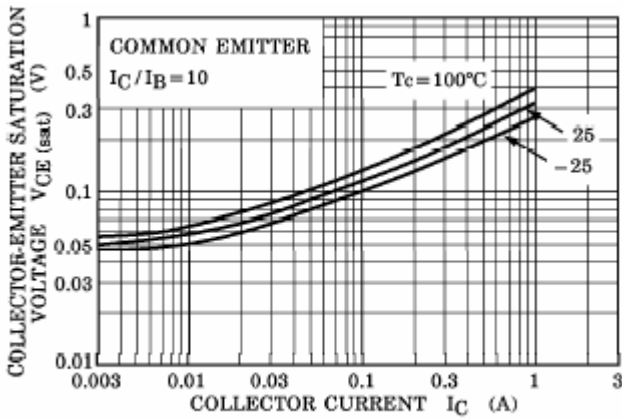


Fig.5 Collector-Emitter Saturation Voltage

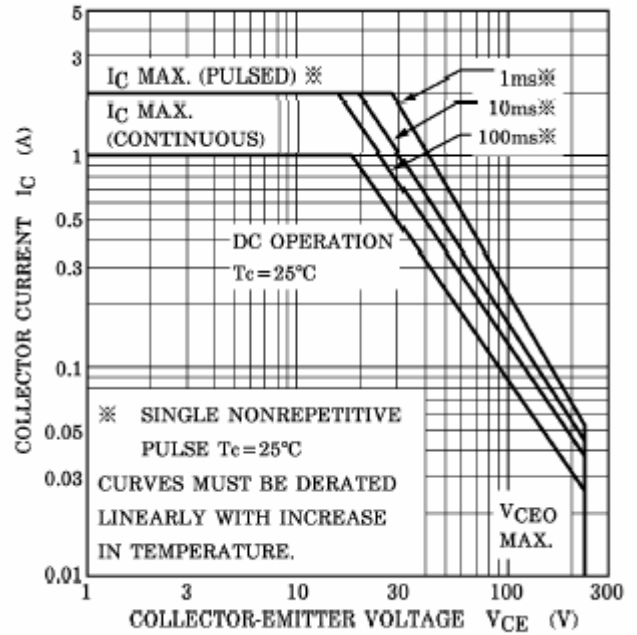


Fig.6 Safe Operating Area