



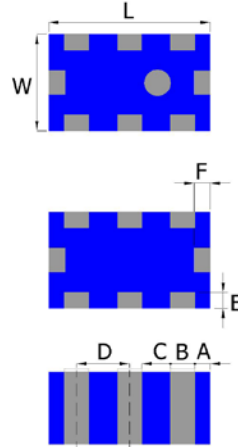
## PRODUCT FEATURES

1. Surface mount balun matched filter with a small size of 1.6 X 0.8 X 0.6 mm, RoHS compliant.
2. Provide high rejection rate and DC bias option.
3. Highly stable under temperature and humidity changes.

## RF CHARACTERISTICS

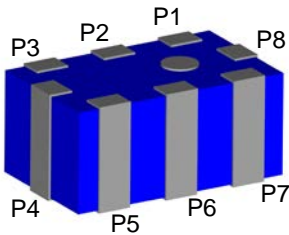
P/N BM2450E0603ET	Specification
Frequency range	2400 - 2500 MHz
Insertion Loss	3.5 dB max
VSWR	2.0 max
Impedance (Unbalanced)	50 Ω
Impedance ( Balanced )	Conjugate with MT_6616 chipset
Phase Difference	180°± 10°
Amplitude Difference	2.0 dB Max
Attenuation ( min.)	35dB @ 880-960 MHz 30dB @ 1710-1880 MHz 20dB @ 1880-1990 MHz 30dB @ 4800-5000 MHz
Operating temperature range	-40°C to +85°C

## PHYSICAL DIMENSIONS



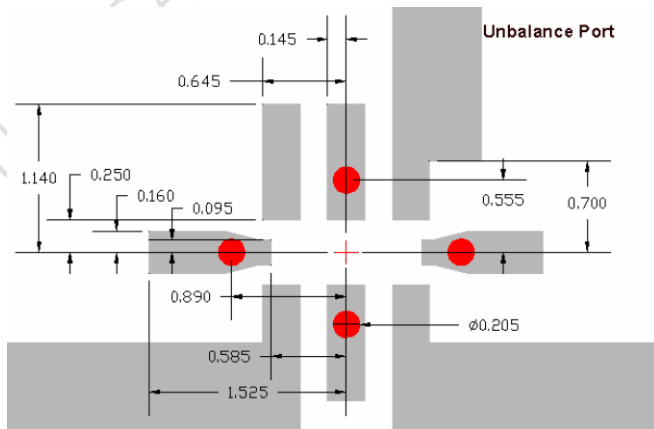
Symbol	Dimension (mm)
L	1.60 ± 0.15
W	0.80 ± 0.15
T	0.60 ± 0.10
E,F	0.20 ± 0.15
A	0.175 ± 0.15
B,C,G	0.25 ± 0.15
H	0.30 ± 0.15
D	0.50 ± 0.15

## TERMINAL CONFIGURATION



PIN	Definition	PIN	Definition
P1	Unbalanced Port	P5	Balanced Port
P2	DC/GND	P6	GND
P3	NC	P7	Balanced Port
P4	GND	P8	GND

## PCB DESIGN/LAYOUT CONSIDERATION



**Note:**

- Unit in mm
- Design trace width to be 50Ω impedance.



Typical RF Performance

