



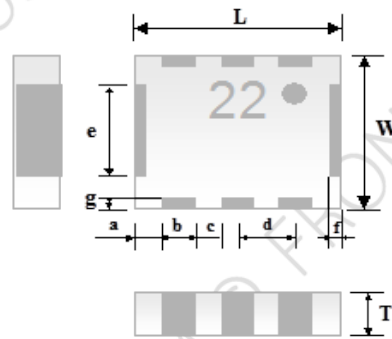
## PRODUCT FEATURES

1. Surface mount balun matched filter with a small size of 2.5 X 2.0 X 0.85 mm, RoHS compliant.
2. Provide high rejection rate and DC bias option.
3. Highly stable under temperature and humidity changes.

## RF CHARACTERISTICS

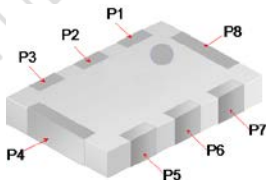
P/N BM2450E1008AT	Specification
Frequency range	2400 - 2500 MHz
Insertion Loss	3.5 dB max
VSWR	2.0 max
Impedance (Unbalanced)	50 Ω
Impedance ( Balanced )	Conjugate matched to TI BRF6150 chipset
Phase Difference	180° ± 10°
Amplitude Difference	1.5 dB Max
Attenuation ( min.)	35dB @ 880-960 MHz 30dB @ 1710-1880 MHz 25dB @ 1880-1990 MHz 25dB @ 4800-5000 MHz
Operating temperature range	-40°C to +85°C

## PHYSICAL DIMENSIONS



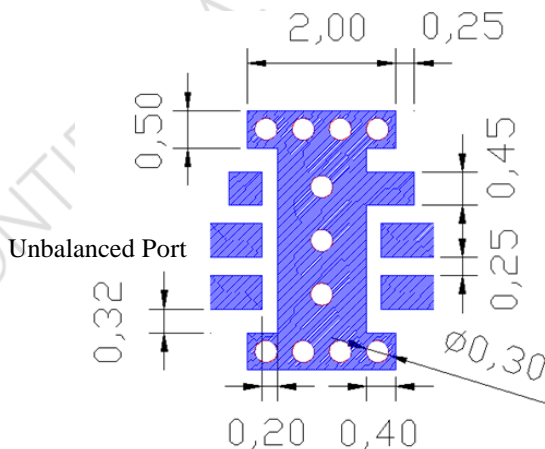
Symbol	Dimension (mm)
L	2.50 ± 0.20
W	2.00 ± 0.20
T	0.85 ± 0.10
a	0.35 ± 0.20
b	0.40 ± 0.20
c	0.30 ± 0.20
d	0.70 ± 0.20
e	1.20 ± 0.20
f, g	0.15 (Typical)

## TERMINAL CONFIGURATION



PIN	Definition	PIN	Definition
P1	NC	P5	Balanced Port
P2	Unbalanced Port	P6	Balanced Port
P3	DC/GND	P7	GND
P4	GND	P8	GND

## PCB DESIGN/LAYOUT CONSIDERATION



**Note:**

- Unit in mm
- Design trace width to be 50Ω impedance.



## Typical RF Performance

