

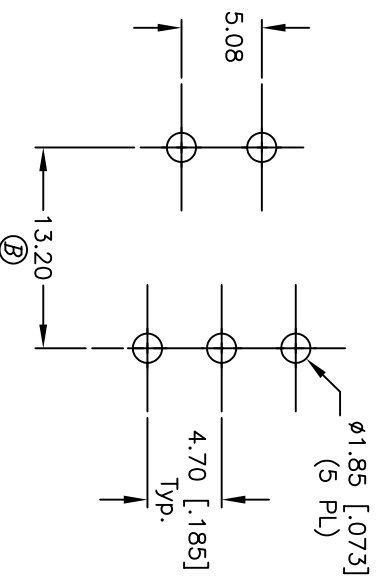
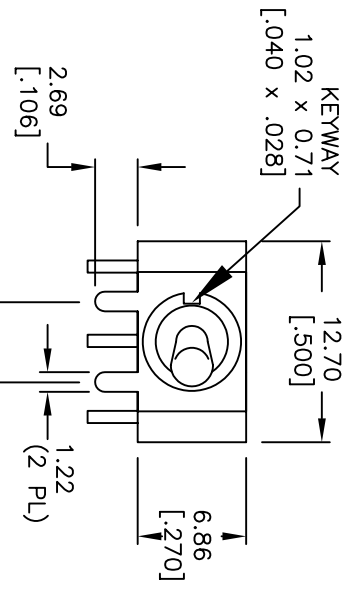
CIRCUIT: SPDT
CONTACT CONFIGURATION

SWITCH FUNCTION		
PDS. 1	PDS. 2	PDS. 3
DN	NDNE	DN
2-3	OPEN	2-1

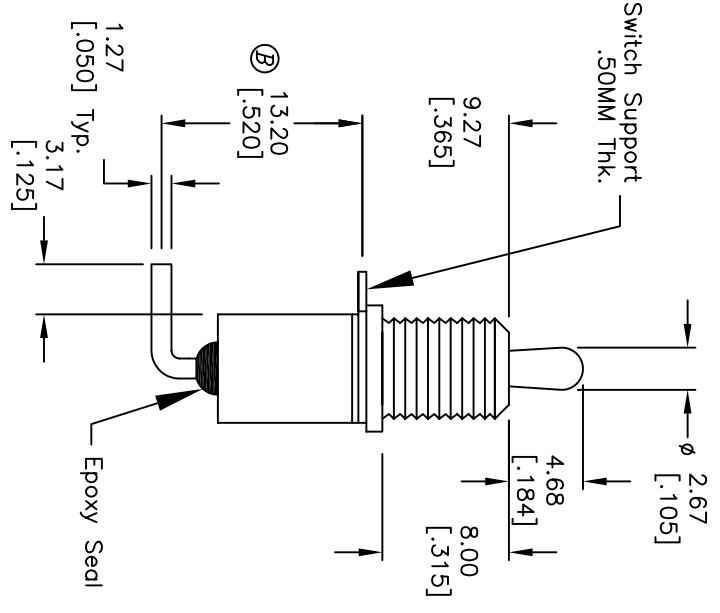
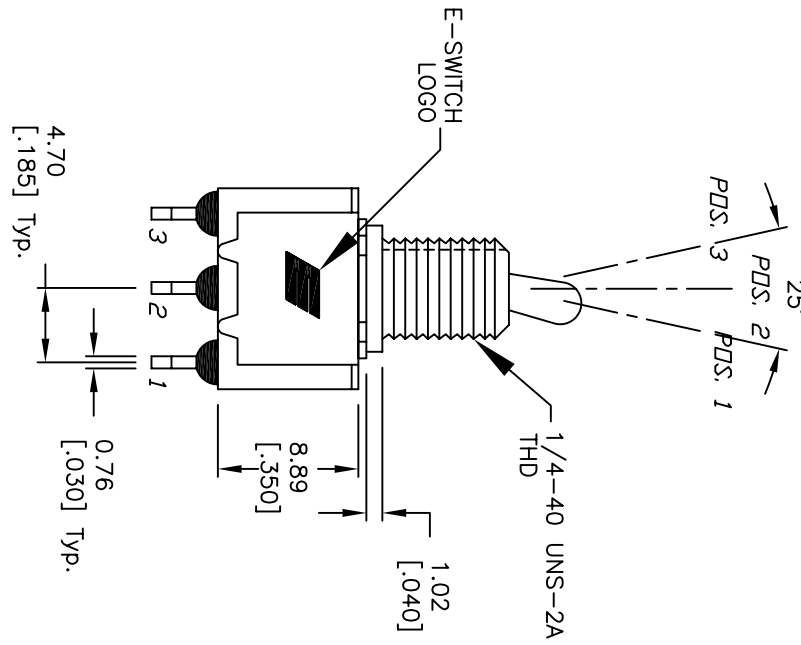
NOTES:

- ALL DIMENSIONS IN MM [INCH]
- GENERAL TOLERANCE: X.X=±0.4
X.XX=±0.25
- TERM. NOS. FOR REF. ONLY
- RATING: 0.4(VA) Max. @20V (AC or DC)
- FIXED TERM. & MOVING CONTACT:
COPPER ALLOY W/GOLD plate over
Nickel plate.
- ELECTRICAL LIFE: 50,000 make-and-break cycles
at full load.
- INSULATION RESISTANCE: 1,000M ohm min.
- DIELECTRIC STRENGTH: 1,000V RMS @sea level.
- OPERATING TEMP.: -30°C to 85°C.
- DESIGNATE MAJOR FEATURE.
- 2002/95/EC (ROHS) COMPLIANT
- HARDWARE TO BE SUPPLIED BULK:
T100011-LOCK WASHER
T100015-LOCK RING
T100000-HEX NUT

QTY-1
QTY-1
QTY-2



RECOMMENDED P.C.B. LAYOUT



E-SWITCH®

B	15528	DIM FRDM 12.7 (2 PLACES)	11/11/05	PH
A	15497	RELEASED	11/2/05	PH
REV.	ECN NO.	DESCRIPTION	DATE	CHKD

TITLE		SCALE	DATE	DR	DWG	REV
100 SP-1 T2 B6 M6 R EH (GOLD CONTACTS)		2:1	11/3/05	PH	ST110066	B

THE INFORMATION CONTAINED IN THIS DOCUMENT IS PROPRIETARY TO E-SWITCH AND IS NOT TO BE COPIED OR TRANSFERRED