

## PCB terminal block - MKDSP 25/ 3-15,00 - 1932591

Please be informed that the data shown in this PDF Document is generated from our Online Catalog. Please find the complete data in the user's documentation. Our General Terms of Use for Downloads are valid (<http://download.phoenixcontact.com>)



The figure shows a 5-pos. version of the product

PCB terminal block, Nominal current: 125 A, Nom. voltage: 1000 V, Pitch: 15 mm, Number of positions: 3, Connection method: Screw connection, Mounting: Soldering, Conductor/PCB connection direction: 0 °, Color: green, For PCB mounting, please note that the conductor tractive forces directly beside the PCB terminal blocks are absorbed by bolts fastened to the housing of the device.

### Product Features

- Integrated test connection
- High-capacity PCB terminal blocks with screw connection up to 35 mm<sup>2</sup> conductor cross section and a current carrying capacity of 125 A
- Unlimited 600 V UL approval
- Integrated protective guide



### Key commercial data

Packing unit	1 pc
Minimum order quantity	25 pc
Weight per Piece (excluding packing)	66.048 GRM
Custom tariff number	85369010
Country of origin	Bulgaria

### Technical data

#### Dimensions

Length	31 mm
Pitch	15 mm
Dimension a	30 mm
Pin dimensions	1,2 x 1,2 mm
Hole diameter	1.6 mm

#### General

Range of articles	MKDSP 25
Insulating material group	I

# PCB terminal block - MKDSP 25/ 3-15,00 - 1932591

## Technical data

### General

Rated surge voltage (III/3)	8 kV
Rated surge voltage (III/2)	8 kV
Rated surge voltage (II/2)	8 kV
Rated voltage (III/3)	1000 V
Rated voltage (III/2)	1000 V
Rated voltage (II/2)	1000 V
Connection in acc. with standard	EN-VDE
Nominal current $I_N$	125 A
Nominal cross section	35 mm <sup>2</sup>
Maximum load current	125 A
Insulating material	PA
Solder pin surface	Sn
Inflammability class according to UL 94	V0
Internal cylindrical gage	B 7
Stripping length	18 mm
Number of positions	3
Screw thread	M5
Tightening torque, min	2.5 Nm
Tightening torque max	4.5 Nm

### Connection data

Conductor cross section solid min.	0.5 mm <sup>2</sup>
Conductor cross section solid max.	35 mm <sup>2</sup>
Conductor cross section stranded min.	0.5 mm <sup>2</sup>
Conductor cross section stranded max.	35 mm <sup>2</sup>
Conductor cross section stranded, with ferrule without plastic sleeve min.	1 mm <sup>2</sup>
Conductor cross section stranded, with ferrule without plastic sleeve max.	35 mm <sup>2</sup>
Conductor cross section stranded, with ferrule with plastic sleeve min.	1.5 mm <sup>2</sup>
Conductor cross section stranded, with ferrule with plastic sleeve max.	35 mm <sup>2</sup>
Conductor cross section AWG/kcmil min.	20
Conductor cross section AWG/kcmil max	2
2 conductors with same cross section, solid min.	0.5 mm <sup>2</sup>
2 conductors with same cross section, solid max.	6 mm <sup>2</sup>
2 conductors with same cross section, stranded min.	0.5 mm <sup>2</sup>
2 conductors with same cross section, stranded max.	6 mm <sup>2</sup>
2 conductors with same cross section, stranded, ferrules without plastic sleeve, min.	0.5 mm <sup>2</sup>

# PCB terminal block - MKDSP 25/ 3-15,00 - 1932591

## Technical data

### Connection data

2 conductors with same cross section, stranded, ferrules without plastic sleeve, max.	4 mm <sup>2</sup>
2 conductors with same cross section, stranded, TWIN ferrules with plastic sleeve, min.	0.5 mm <sup>2</sup>
2 conductors with same cross section, stranded, TWIN ferrules with plastic sleeve, max.	6 mm <sup>2</sup>
Minimum AWG according to UL/CUL	20
Maximum AWG according to UL/CUL	2

## Classifications

### eCl@ss

eCl@ss 4.0	27141109
eCl@ss 4.1	27141109
eCl@ss 5.0	27141190
eCl@ss 5.1	27141190
eCl@ss 6.0	27260704
eCl@ss 7.0	27440402
eCl@ss 8.0	27440402

### ETIM

ETIM 3.0	EC001121
ETIM 4.0	EC002643
ETIM 5.0	EC002643

### UNSPSC

UNSPSC 6.01	30211801
UNSPSC 7.0901	39121432
UNSPSC 11	39121432
UNSPSC 12.01	39121432
UNSPSC 13.2	39121432

## Approvals

### Approvals

---

### Approvals

UL Recognized / SEV / cUL Recognized / GOST / CCA / IECCEB Scheme / GOST / cULus Recognized

---

# PCB terminal block - MKDSP 25/ 3-15,00 - 1932591

## Approvals

Ex Approvals

Approvals submitted

### Approval details

UL Recognized			
		B	C
mm <sup>2</sup> /AWG/kcmil	8-2	20-2	20-2
Nominal current I <sub>N</sub>	125 A	115 A	115 A
Nominal voltage U <sub>N</sub>	600 V	600 V	600 V

SEV	
mm <sup>2</sup> /AWG/kcmil	35
Nominal voltage U <sub>N</sub>	1000 V

cUL Recognized			
		B	C
mm <sup>2</sup> /AWG/kcmil	8-2	20-2	20-2
Nominal current I <sub>N</sub>	125 A	115 A	115 A
Nominal voltage U <sub>N</sub>	600 V	600 V	600 V

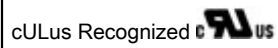
GOST	
------	--

CCA
-----

IECEE CB Scheme
-----------------

# PCB terminal block - MKDSP 25/ 3-15,00 - 1932591

## Approvals



## Accessories

### Accessories

#### Screwdriver tools

Screwdriver - SZS 1,0X6,5 VDE - 1205079



Screwdriver, slot-headed, VDE insulated, size: 1.0 x 6.5 x 150 mm, 2-component grip, with non-slip grip

## Terminal marking

Zack Marker strip, flat - ZBF 15:UNBEDRUCKT - 0811202



Zack Marker strip, flat, Strip, white, Unlabeled, Can be labeled with: Plotter, Mounting type: Snap into flat marker groove, Lettering field: 15 x 5.2 mm

## Test plug terminal block

Reducing plug - RPS - 0201647

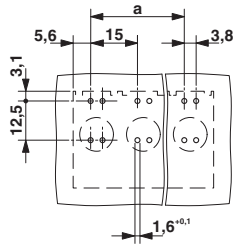


Reducing plug, Color: gray

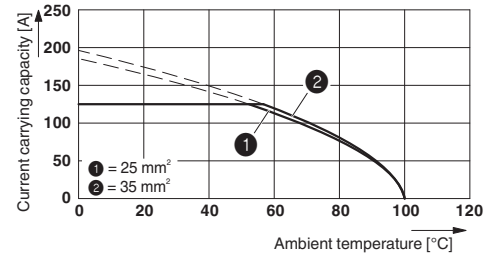
## Drawings

# PCB terminal block - MKDSP 25/ 3-15,00 - 1932591

Drilling diagram



Diagram



Type: MKDSP 25/...-15,00  
Tested in accordance with DIN EN 60512-5-2:2003-01  
Reduction factor = 1  
No. of positions: 5

Dimensioned drawing

