

Model NO.	LCCH-150■480	Model Name	Power Supply
Part NO.	PLCCH1150■480	SIZE	208.4 * 72 * 38.55 mm 【8.2 * 2.83 * 1.52 inch】



FEATURES

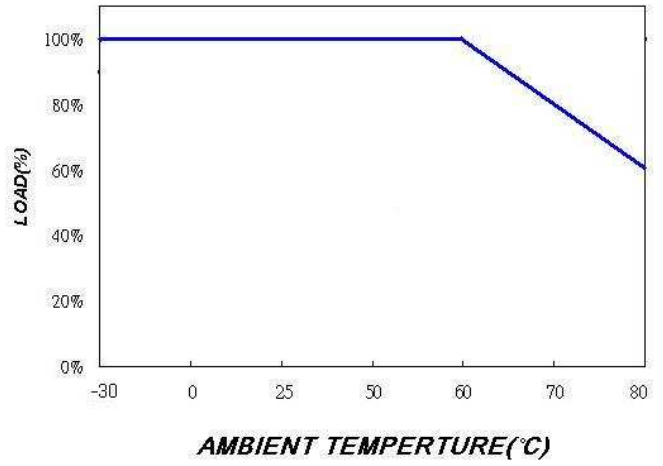
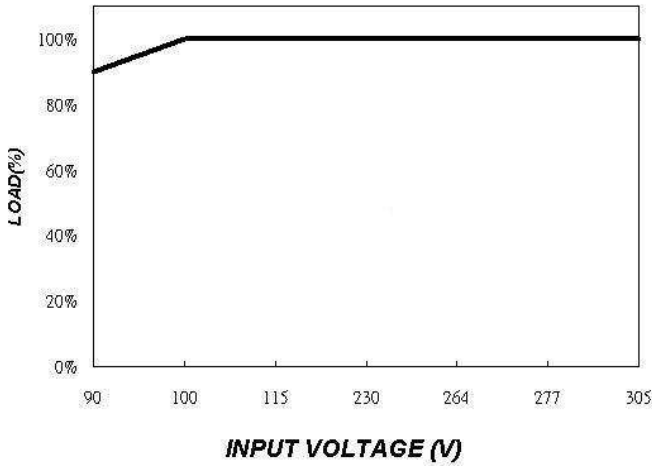
- ◆ AC Input 90~305Vac
- ◆ Protection: SCP / OTP / OVP
- ◆ High Operating ambient Temp: -30℃ ~+60℃
(Refer to output dreating curve)
- ◆ Power Factor:>0.98@115Vac;>0.95@230Vac;@full load
- ◆ Safety: UL / TUV / CB
- ◆ EMC: CE / FCC
- ◆ Comply with Indoor/Outdoor Waterproof (IP 67)
- ◆ Dimension (L*W*H): 208.4 * 72 * 38.55 mm
- ◆ Dimension (L*W*H): 8.2 * 2.83 * 1.52 inch
- ◆ ROHS Compliant

Module : LCCH-150■480		*,# =SEE NOTES BELOW		
* (9)	SPECIFICATION	MODEL LCCH-150■480		
		min.	norm.	max.
	OPERATING VOLTAGE RANGE(V)	40		48
*	PRESET ACCURACY (%) *(8)		1	
*	OUTPUT CURRENT(A) *(5)			3.2
*	O/P NOISE (P-P, mV) *(3)			200
*	LINE REGULATION (%) *(7)		1	
*	LOAD REGULATION (%) *(6)		1	
	DC OUTPUT POWER	153.6 W		
	EFFICIENCY(typ @Full Load)	91%		
	SETUP,RISE TIME(typ.)	2S,500ms at full load 115VAC/230VAC		
	HOLD UP TIME	25ms at full load 115VAC/230VAC		
	INPUT VOLTAGE RANGE	90-305VAC, 127-431VDC, Normal : 100-277VAC		
	INPUT FREQUENCY	Range:47-63Hz, Normal : 50-60Hz		
	ACTIVE POWER FACTOR	PF>0.98 @115VAC, PF>0.95@230VAC at full load and rated output voltage		
	INRUSH CURRENT (typ)	COLD START 65A @ 230VAC		
	AC CURRENT	2.4A/115VAC 1.2A/230VAC		
	LEAKAGE CURRENT	<0.45mA/264VAC		
	SHORT CIRCUIT PROTECTION	short circuit protection will restart automatically after the fault condition is removed		
	OVER TEMP. PROTECTION	shut down and latch off o/p voltage , re-power on to recover		
	OVER V, PROTECTION			
*	OPERATING TEMP.*(4)	-30 to +60℃ @full load(Refer to output dreating curve)		
	STORAGE TEMPERATURE	-40 to +80℃		
	RELATIVE HUMIDITY	10 to +90%, non-cond.		
	TEMP. COEFFICIENT	0.03% / °C (0-50°C , typ)		
	SAFETY	UL 60950-1 / TUV EN61347-2-13 / CB		
	EMI	CE EN55015 / FCC Part15		
	WITHSTAND VOLTAGE	I/P-O/P : 3.75KVAC, O/P-Grnd : 0.5KVAC, I/P-Grnd : 1.88KVAC		
	ISOLATION RESISTANCE	I/P-O/P, I/P-FG,O/P-FG :100M Ohms / 500VDC / 25°C / 70% RH		
	DIMENSIONS(L*W*H)	208.4 * 72 * 38.5 mm 【8.2 * 2.83 * 1.52 inch】		

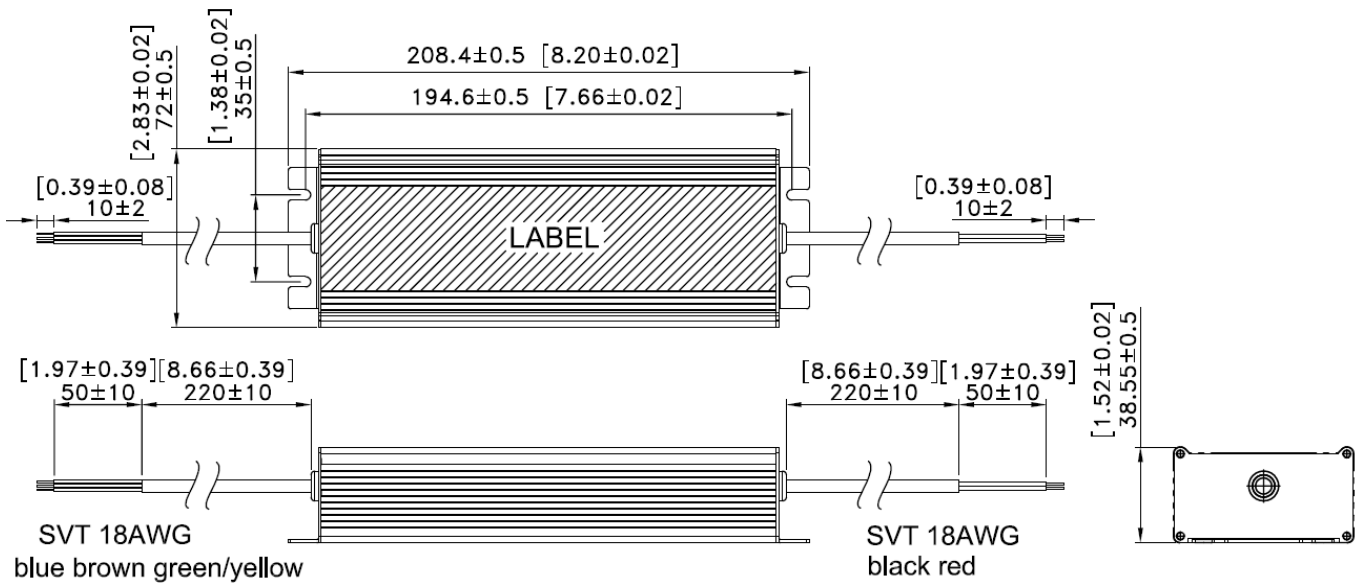
NOTES : (1)All parameters not specially mentioned are measured 230VAC input.
 (2)All specifications Typical @25°C , unless otherwise noted, at normal line and load.
 (3)Ripple and Noise measured directly at pins/terminals at nom. load, 0.1uF bypass and 47uF electrolytic, pk-pk @20MHz bandwidth.
 (4)Specified for free-air convection cooling.
 (5)Minimum load is NOT required for proper operation .
 (6)Load regulation measured from 20% to Full load.
 (7)Line regulation measured from 100VAC to 277VAC.
 (8)Preset accuracy measured at normal load, 120VAC input.
 (9)100% Production Tested.

Model NO.	LCCH-150■480	Model Name	Power Supply
Part NO.	PLCCH1150■480	SIZE	208.4 * 72 * 38.55 mm 【8.2 * 2.83 * 1.52 inch】

DERATE



Dimensions



Unit : mm 【 inch 】

※Reference