

## 3 POLE LED DRIVER & BALLAST PROTECTION MODULE

### DESCRIPTION

The PBSP-10K Series is designed to be used in conjunction with LED drivers, electric fluorescent and HID ballasts to provide an additional level of protection against power line disturbances in industrial and commercial applications.

### FEATURES

- Meets ANSI C136.2 / IEEE C62.41.2 Location Category C High Exposure
- IP66 Waterproof and Dustproof
- Compliance to UL1449 Type 4 Component Assembly
- Compliance to IEC 61643-11 Class II / EN61643-11 Type 2
- Compliance to CE Class I & II Installation
- Compact Form Factor With Mounting Tabs
- UL Approved: E475235
- Protects Line to Neutral, Line to Ground and Neutral to Ground in Accordance with IEEE/ANSI C62.41.2 Guidelines
- Surge Current 10,000 Amps @ 8/20 $\mu$ s Waveform
- High Temperature Flameproof Plastic Enclosure
- Maximum Temperature Rating of 85°C
- Pulse Rating @ 8/20 $\mu$ s (No. of Strikes @ I):
  - 1 @ 10,000A
  - 2 @ 6,500A
  - 10 @ 3,000A
  - 1000 @ 1,500A

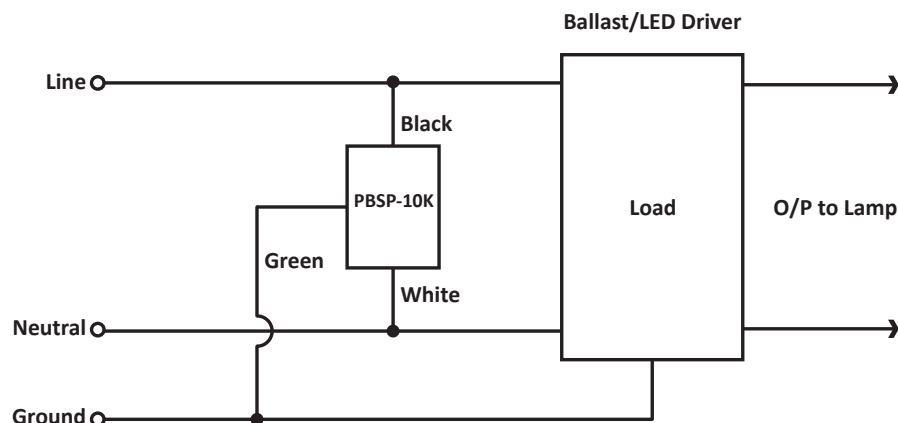
### APPLICATIONS

- LED Drivers
- Universal Voltage Ballast

### MECHANICAL CHARACTERISTICS

- High Temperature Flameproof Plastic Enclosure
- Maximum Temperature Raing of 85°C (Surface)
- Approximate Weight: 116 grams
- Flammability Rating UL 94V-0
- Marking: Logo, Part Number, Device Information

### APPLICATION



**TYPICAL DEVICE CHARACTERISTICS**
**MAXIMUM RATINGS @ 25°C Unless Otherwise Specified**

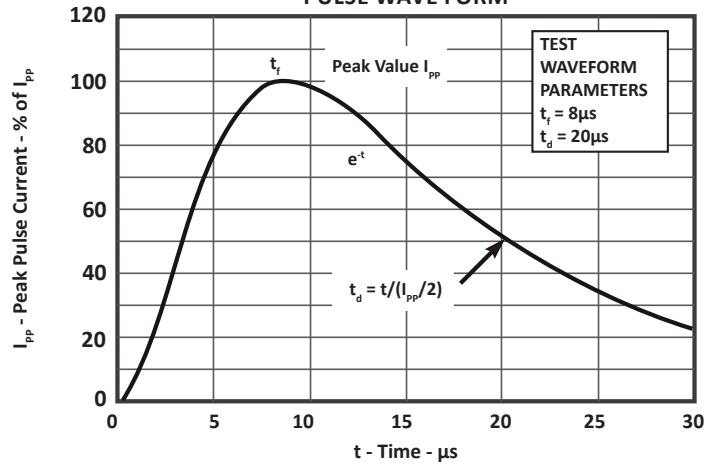
PARAMETER	SYMBOL	VALUE	UNITS
Peak Pulse Current (tp = 8/20µs)	$I_{PP}$	10,000	Amps
Operating Temperature	$T_L$	-40 to 85	°C
Storage Temperature	$T_{STG}$	-40 to 85	°C

**ELECTRICAL CHARACTERISTICS PER LINE @ 25°C Unless Otherwise Specified**

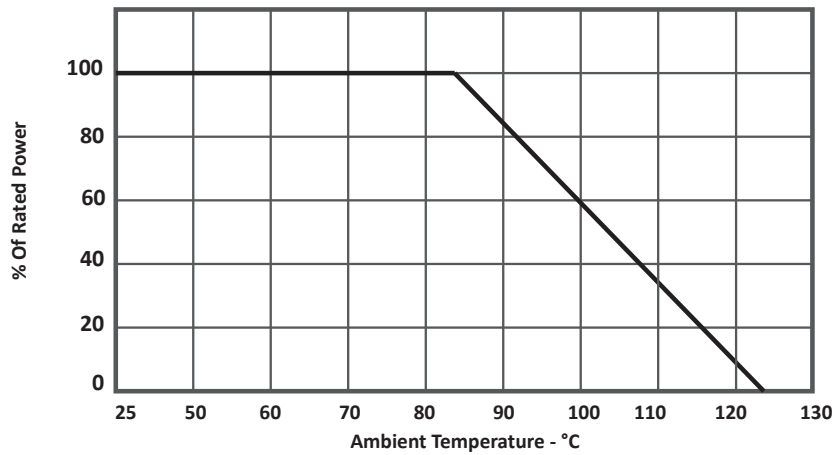
PART NUMBER	RATED STAND-OFF VOLTAGE  $V_{WM}$ VOLTS AC	ENERGY @2ms  $W_V$ 1 X PULSE JOULES	MAXIMUM PEAK PULSE CURRENT (8/20µs)  $I_{PP}$ AMPS	MAXIMUM CLAMPING VOLTAGE (Fig. 1)  @ $I_p = 100A$ $V_C$ VOLTS	TYPICAL CAPACITANCE  @0V, 1MHz C pF
PBSP-120-10K	120	275	10000	660	1500
PBSP-220-10K	220	440	10000	1350	750
PBSP-240-10K	240	460	10000	1355	740
PBSP-277-10K	277	500	10000	1400	720
PBSP-380-10K	380	565	10000	1680	600

**TYPICAL DEVICE CHARACTERISTICS**

**FIGURE 1  
PULSE WAVE FORM**

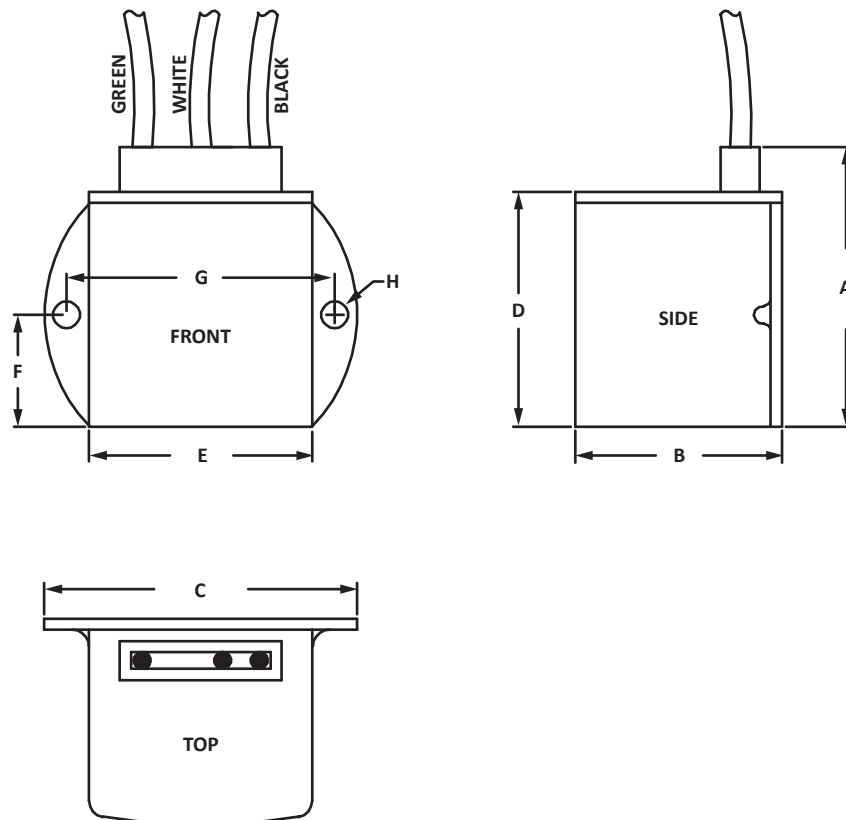


**FIGURE 2  
POWER DERATING CURVE**



**PACKAGE INFORMATION**
**SOLDER PAD OUTLINE DIMENSIONS**

DIM	INCHES		MILIMETERS	
	MIN	MAX	MIN	MAX
A	1.95	1.99	49.5	50.5
B	1.44	1.48	36.5	37.5
C	2.18	2.22	55.5	56.5
D	1.63	1.67	41.5	42.5
E	1.55	1.59	39.5	40.5
F	0.77	0.81	19.5	20.5
G	1.87	1.91	47.5	48.5
H	0.19	0.21	4.8	5.2



## COMPANY INFORMATION

---

### COMPANY PROFILE

In business more than 20 years, ProTek Devices™ is a privately held semiconductor company. The company offers a product line of overvoltage protection and overcurrent protection components. These include transient voltage suppressor array (TVS arrays) avalanche breakdown diode, steering diode TVS array and electronics SMD chip fuses. These components deliver circuit protection in electronic systems from numerous overvoltage and overcurrent events. They include lightning; electrostatic discharge (ESD); nuclear electromagnetic pulses (NEMP); inductive switching; and electromagnetic interference (EMI) / radio frequency interference (RFI). ProTek Devices also offers high performance interface and linear products. They include analog switches; multiplexers; LED drivers; LED wafer die for ESD protection; audio control ICs; RF and related high frequency products.

### CONTACT US

#### Corporate Headquarters

2929 South Fair Lane  
Tempe, Arizona 85282  
USA

#### By Telephone

General: 602-431-8101  
Sales: & Marketing: 602-414-5109  
Customer Service: 602-414-5114  
Product Technical Support: 602-414-5107

#### By Fax

General: 602-431-2288

#### By E-mail:

Asia Sales: [asiasales@protekdevices.com](mailto:asiasales@protekdevices.com)  
Europe Sales: [europesales@protekdevices.com](mailto:europesales@protekdevices.com)  
U.S. Sales: [ussales@protekdevices.com](mailto:ussales@protekdevices.com)  
Distributor Sales: [distysales@protekdevices.com](mailto:distysales@protekdevices.com)  
Customer Service: [service@protekdevices.com](mailto:service@protekdevices.com)  
Technical Support: [support@protekdevices.com](mailto:support@protekdevices.com)

#### ProTek Devices (Asia Pacific) Pte. Ltd.

8 Ubi Road 2, #06-19  
Zervex  
Singapore - 408538  
Tel: +65-67488312  
Fax: +65-67488313

#### Web

[www.protekdevices.com](http://www.protekdevices.com)

COPYRIGHT © ProTek Devices 2014 - This literature is subject to all applicable copyright laws and is not for resale in any manner.

SPECIFICATIONS: ProTek reserves the right to change the electrical and or mechanical characteristics described herein without notice.

DESIGN CHANGES: ProTek reserves the right to discontinue product lines without notice and that the final judgement concerning selection and specifications is the buyer's and that in furnishing engineering and technical assistance. ProTek assumes no responsibility with respect to the selection or specifications of such products. ProTek makes no warranty, representation or guarantee regarding the suitability of its products for any particular purpose, nor does ProTek assume any liability arising out of the application or use of any product or circuit and specifically disclaims any and all liability without limitation special, consequential or incidental damages.

LIFE SUPPORT POLICY: ProTek Devices products are not authorized for use in life support systems without written consent from the factory.