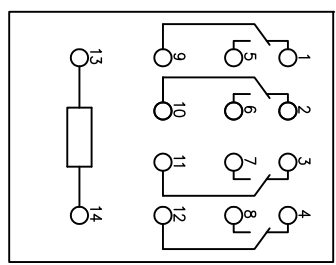
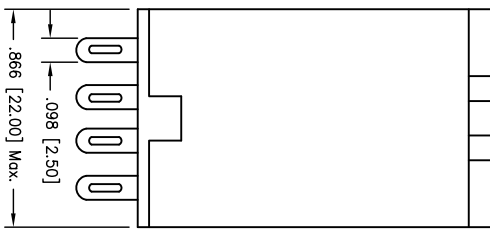
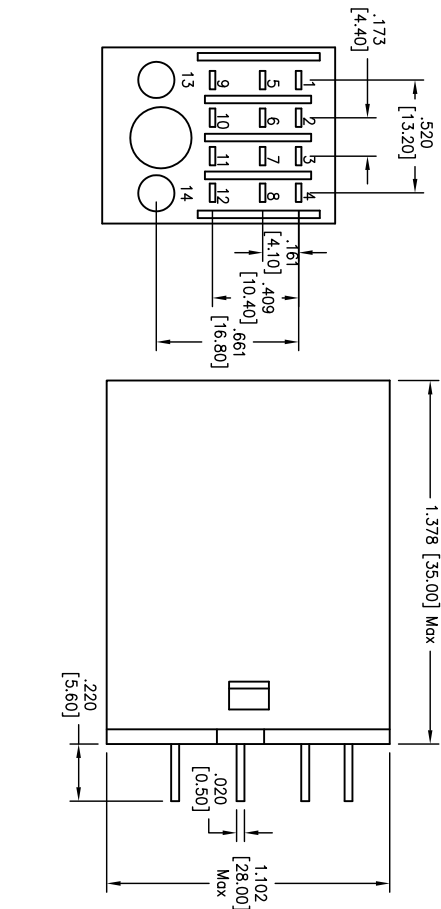


Rev	AWO #	Description	Date	Appr
-		RELEASED	1/07/11	

APPROVED: \_\_\_\_\_ TITLE: \_\_\_\_\_  
 DATE: \_\_\_\_\_



WIRING DIAGRAM  
(BOTTOM VIEW)

PART NO.	RG2-4Z-S-24-VDC
Coil Rated Voltage	24VDC
Coil Rated Current	37.5mA
Pick-up Voltage	18VDC
Drop-out Voltage	2.4VDC
Coil Resistance	640 $\Omega$

**SPECIFICATIONS:**

**Electrical:**

- Contact arrangement: 4Z(Paired DPDT)
- Contact material: Ag Alloy
- Contact Rating (Resistive load): 5A @ 250V AC 5A @ 30V DC
- Max. Switching Voltage: 250V AC / 30V DC
- Max. Operating Power: 1250VA
- Contact resistance: 50 m $\Omega$  max. Initial
- Insulation resistance: 500 M $\Omega$  min. @ 500V DC
- Dielectric withstanding voltage:
  - Between Coil & Contact: 1500V AC 50/60HZ for 1 min.
  - Between Contacts: 1000V AC 50/60HZ for 1 min.
- Operating time: 25ms max. Release time: 25ms max.
- Electrical Life: 100,000 Operations (at rated load)

**Mechanical:**

- Vibration resistance (Endurance): 1.0mm D.A. 10-55HZ
- Shock resistance: Min 10G Unerrror
- Mechanical Life: 10,000,000 Operations (no load)
- Terminal Strength: 500gr. for 1 minute at horizontal direction
- Temperature Rating: Ambient temperature: -45°C to +85°C

**Environmental:**

- Lead free, RoHS compliant
- Recommended soldering temp: 235°C for 5 sec.
- Packaging: Anti-ESD plastic trays
- Safety Agency Approvals: cUL Recognized File No. E305638

UNLESS OTHERWISE SPECIFIED  
 ALL DIMENSIONS ARE INCHES [MM]  
 TOLERANCES: EXCEPT AS NOTED  
 INCHES HOLES  
 .X  $\pm$  .10  $\varnothing$ X  $\pm$  .10  
 .XX  $\pm$  .020  $\varnothing$ XX  $\pm$  .015  
 .XXX  $\pm$  .015  $\varnothing$ XXX  $\pm$  .010  
 APPROVALS DATE

**ADAM TECH**  
 909 Rahway Avenue, Union, NJ 07083  
 Phone: 908-687-5000 Fax: 908-687-5710

DRAWN	DY	1/07/11
CHECKED		
APPROVED		

SIZE	PART NO.	REV.
X	RG2-4Z-S-24-VDC	-
REF:	S00006C	
SCALE:	NTS	
SHEET	1 OF 1	