

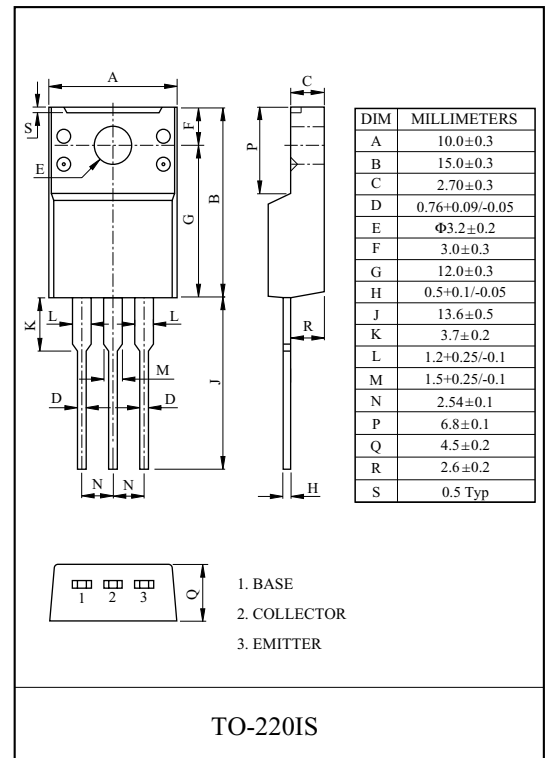
POWER AMPLIFIER APPLICATIONS.  
DRIVER STAGE AMPLIFIER APPLICATIONS.

### FEATURES

- High Transition Frequency :  $f_T=70\text{MHz(Typ.)}$
- Complementary Pair with KTC4793.

### MAXIMUM RATING (Ta=25 °C)

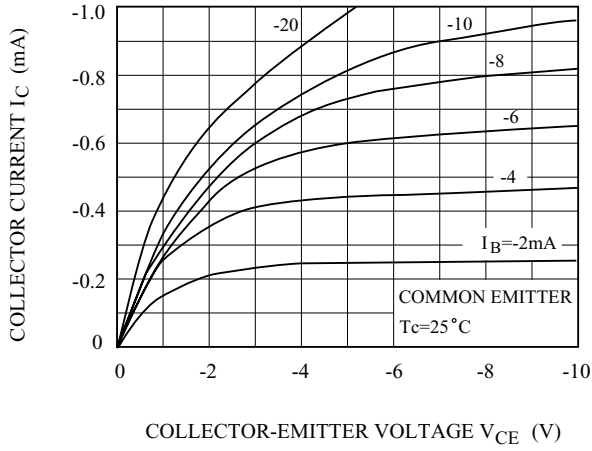
CHARACTERISTIC		SYMBOL	RATING	UNIT
Collector-Base Voltage		$V_{CBO}$	-230	V
Collector-Emitter Voltage		$V_{CEO}$	-230	V
Emitter-Base Voltage		$V_{EBO}$	-5	V
Collector Current		$I_C$	-1	A
Base Current		$I_B$	-0.1	A
Collector Power Dissipation	Ta=25 °C	$P_C$	2.0	W
	Tc=25 °C		20	
Junction Temperature		$T_j$	150	°C
Storage Temperature Range		$T_{stg}$	-55 ~ 150	°C



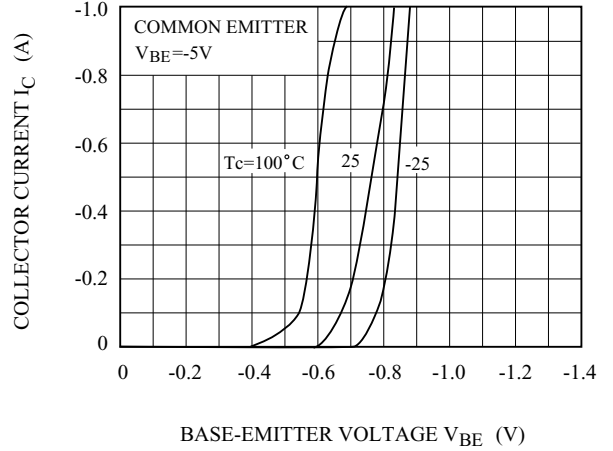
### ELECTRICAL CHARACTERISTICS (Ta=25 °C)

CHARACTERISTIC	SYMBOL	TEST CONDITION	MIN.	TYP.	MAX.	UNIT
Collector Cut-off Current	$I_{CBO}$	$V_{CB}=-230\text{V}, I_E=0$	-	-	-1.0	μA
Emitter Cut-off Current	$I_{EBO}$	$V_{EB}=-5\text{V}, I_C=0$	-	-	-1.0	μA
Collector-Emitter Breakdown Voltage	$V_{(BR)CEO}$	$I_C=-10\text{mA}, I_B=0$	-230	-	-	V
DC Current Gain	$h_{FE}$	$V_{CE}=-5\text{V}, I_C=-100\text{mA}$	100	-	320	
Collector-Emitter Saturation Voltage	$V_{CE(sat)}$	$I_C=-500\text{mA}, I_B=-50\text{mA}$	-	-	-1.5	V
Base-Emitter Voltage	$V_{BE}$	$V_{CE}=-5\text{V}, I_C=-500\text{mA}$	-	-	-1.0	V
Transition Frequency	$f_T$	$V_{CE}=-10\text{V}, I_C=-100\text{mA}$	-	70	-	MHz
Collector Output Capacitance	$C_{ob}$	$V_{CB}=-10\text{V}, I_E=0, f=1\text{MHz}$	-	30	-	pF

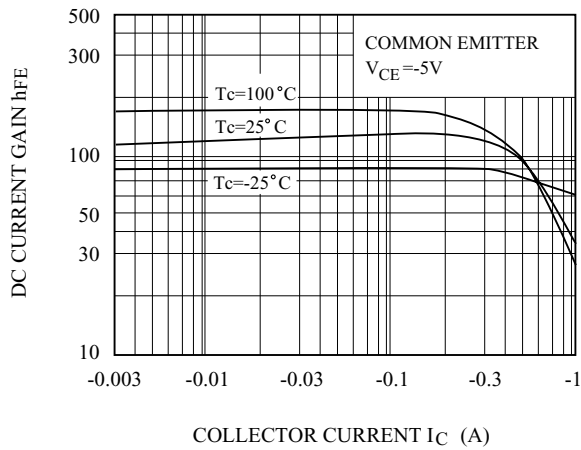
$I_C - V_{CE}$



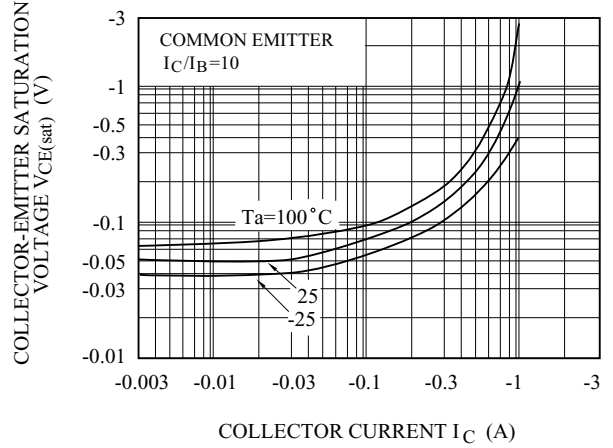
$I_C - V_{BE}$



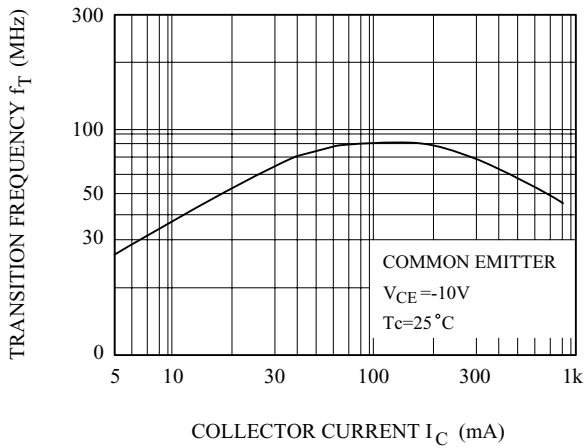
$h_{FE} - I_C$



$V_{CE(sat)} - I_C$



$f_T - I_C$



SAFE OPERATING AREA

