

300V Subminiature Radial Leaded, Time-Delay Fuses

SR-5H Series



Radial Leaded Device

- Plastic base/cap, UL 94V0
- Halogen Free and Lead Free
- Pins are tin-plated copper

Agency Information

- cURus: File E19180 JDYX2, JDYX8
- KC: SU05011-9005 1A~2.5A, SU05011-9006A 3.15A~5A
- PSE+JET: JET1641-31007-1006 1~5A, JET1641-31007-1007 6.3A
- CCC: 2009010207369246 1~4A
- CQC: CQC09012036744 5A
- SEMKO: 1023114 1A~5A
- VDE: File 40020842
- VDE Acceptance: File 40020843

Electrical Characteristics								
Rated Current	1.5 I _n		2.75 I _n		4 I _n		10 I _n	
	min	max	min	max	min	max	min	max
400mA-5A	60 min	2 min	400 ms	10 sec	150 ms	3 sec	20 ms	150 ms

Description

- Radial leaded time-delay thru-hole fuse
- Designed to IEC 60127-3, Sheet 4
- Ideal for electronic lighting ballasts
- cURus Recognized at 300V/100A
- Internationally accepted for primary and secondary overcurrent protection
- Place directly into PCB or plug into BK/PSC holder
- High inrush withstand capability
- Compatible with leaded and lead-free reflow and wave solder

Specifications

- Solderability: EIA-186-9E Method 9
- High Frequency Vibration: MIL-STD-202F, Method 201A
- Operating Temperature: -40°C to +125°C
- Soldering Heat Resistance: 260°C, 10S (IEC 60068-2-20)

Ordering

- Specify product and packaging code (i.e., SR-5H-1A-BK2)

Specifications											
Part Number	Voltage Rating (Vac)*	Interrupting Rating (amps)@ Rated Voltage	Typical DC Cold Resistance (Ω)	Typical Melting I _t	Voltage Drop (mV) @ 20°C Rated Current	Agency Information					
						VDE [†]	SEMKO [†]	cURus*	CCC [†]	KC-Mark [†]	PSE*
SR-5H-400mA	300	100	0.285	0.771618	127			X			
SR-5H-500mA	300	100	0.24	2	143			X			
SR-5H-630mA	300	100	0.162	3.5	120			X			
SR-5H-800mA	300	100	0.113	6.5	107			X			
SR-5H-1A	300	100	0.081	7.5	93	X	X	X	X	X	X
SR-5H-1.25A	300	100	0.06	13	88	X	X	X	X	X	X
SR-5H-1.6A	300	100	0.043	24	85	X	X	X	X	X	X
SR-5H-2A	300	100	0.031	30	74	X	X	X	X	X	X
SR-5H-2.5A	300	100	0.025	45	75	X	X	X	X	X	X
SR-5H-3.15A	300	100	0.018	57	73	X	X	X	X	X	X
SR-5H-4A	300	100	0.013	80	65	X	X	X	X	X	X
SR-5H-5A	300	100	0.007	115	45	X**	X	X	X***	X	X

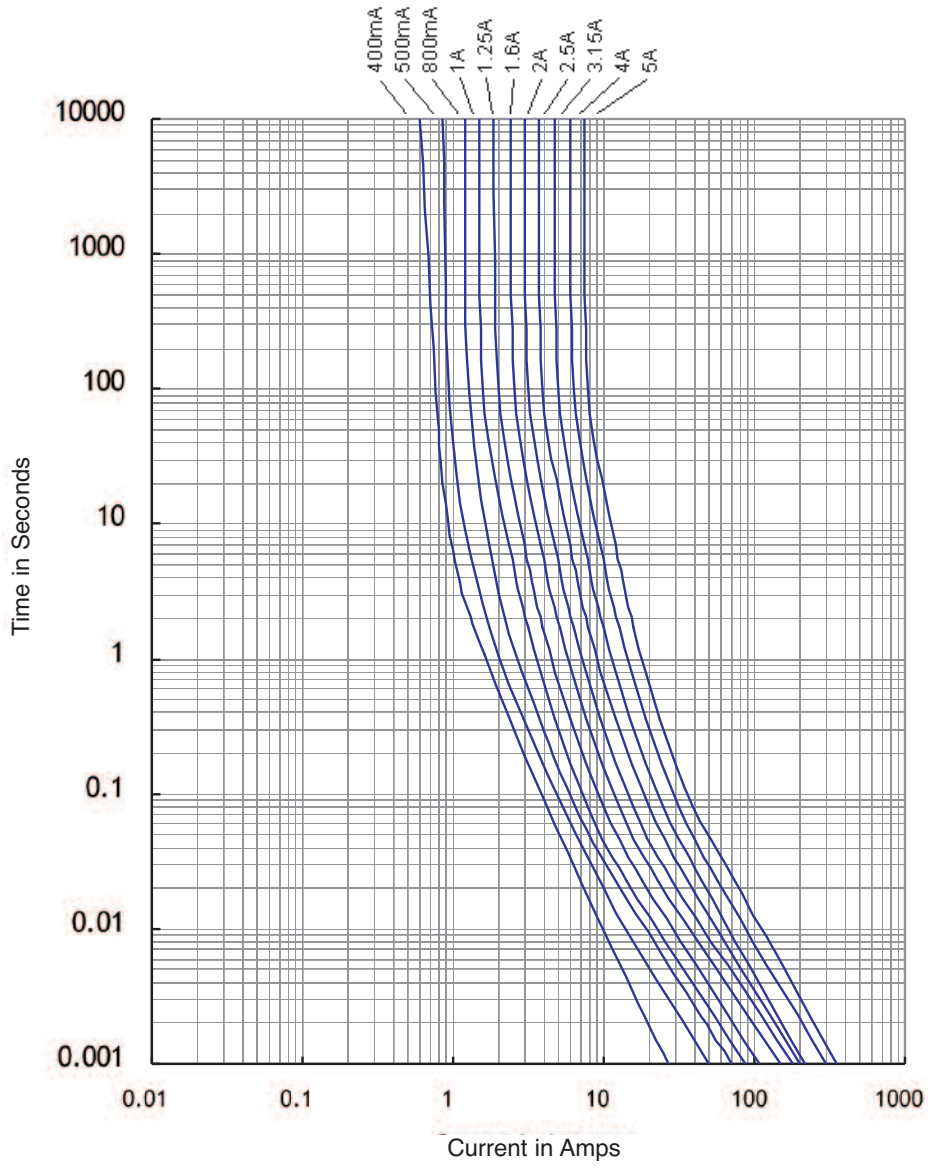
* cURus: 400mA - 5A @ 300Vac/100A; PSE: 1 - 5A @ 300Vac/100A

† Voltage rating 250Vac

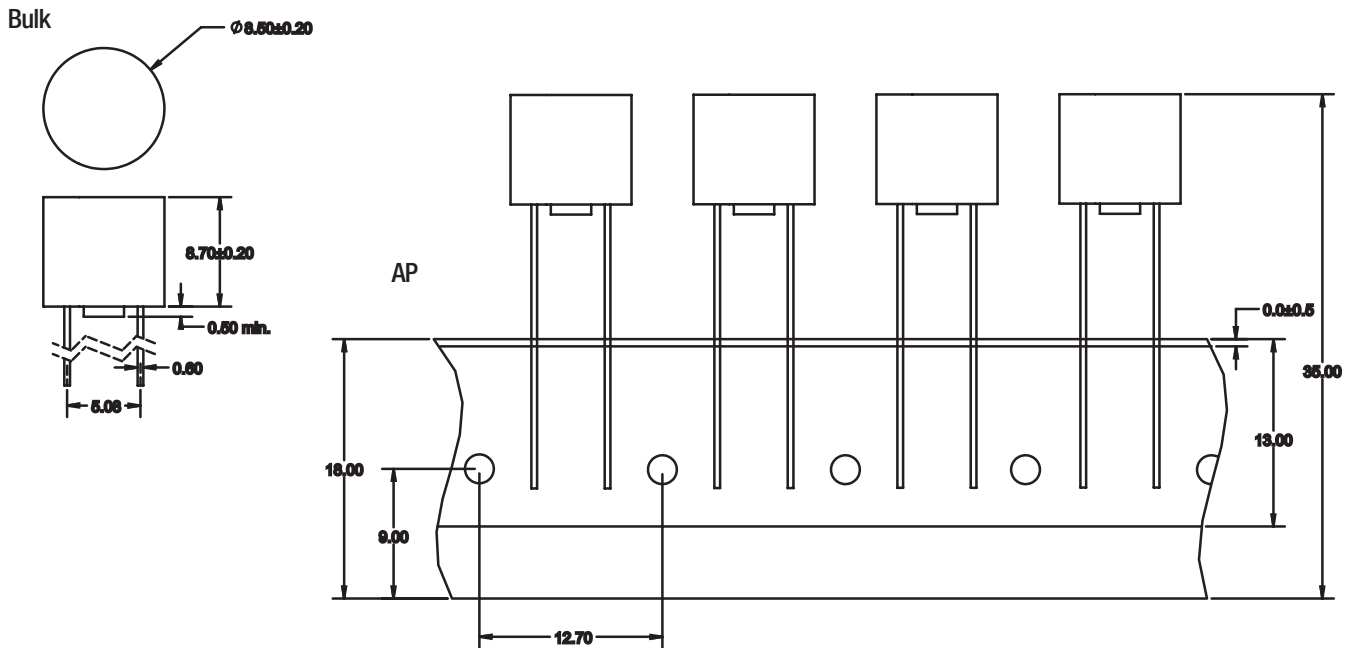
** Acceptance

*** CQC

Time-Current Curves

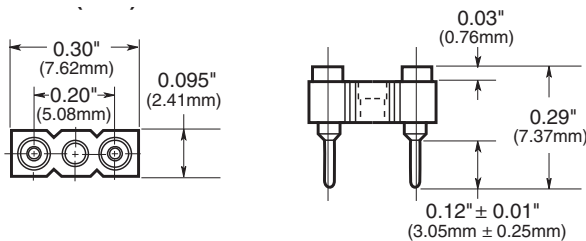


Dimensions / Packaging Information – mm [in]

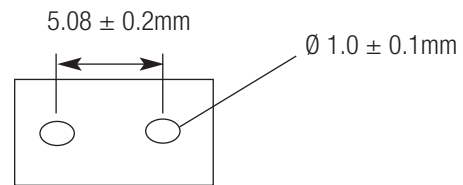


PCS Mounting Socket (RoHS compliant)

- Available as option. Specify catalog number BK/PCS (in bulk 100 per bag)



Land Pattern



Packaging Suffix	
Packaging Code	Description
-BK	200 fuses in polybag, Lead L=4.3±0.3
-BK2	200 fuses in polybag, Lead L=21±3.0
-AP	1000 fuses, ammo-pack, pitch=12.7

The only controlled copy of this Data Sheet is the electronic read-only version located on the Cooper Bussmann Network Drive. All other copies of this document are by definition uncontrolled. This bulletin is intended to clearly present comprehensive product data and provide technical information that will help the end user with design applications. Cooper Bussmann reserves the right, without notice, to change design or construction of any products and to discontinue or limit distribution of any products. Cooper Bussmann also reserves the right to change or update, without notice, any technical information contained in this bulletin. Once a product has been selected, it should be tested by the user in all possible applications.

Life Support Policy: Cooper Bussmann does not authorize the use of any of its products for use in life support devices or systems without the express written approval of an officer of the Company. Life support systems are devices which support or sustain life, and whose failure to perform, when properly used in accordance with instructions for use provided in the labeling, can be reasonably expected to result in significant injury to the user.