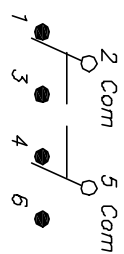


RECOMMENDED P.C.B. LAYOUT

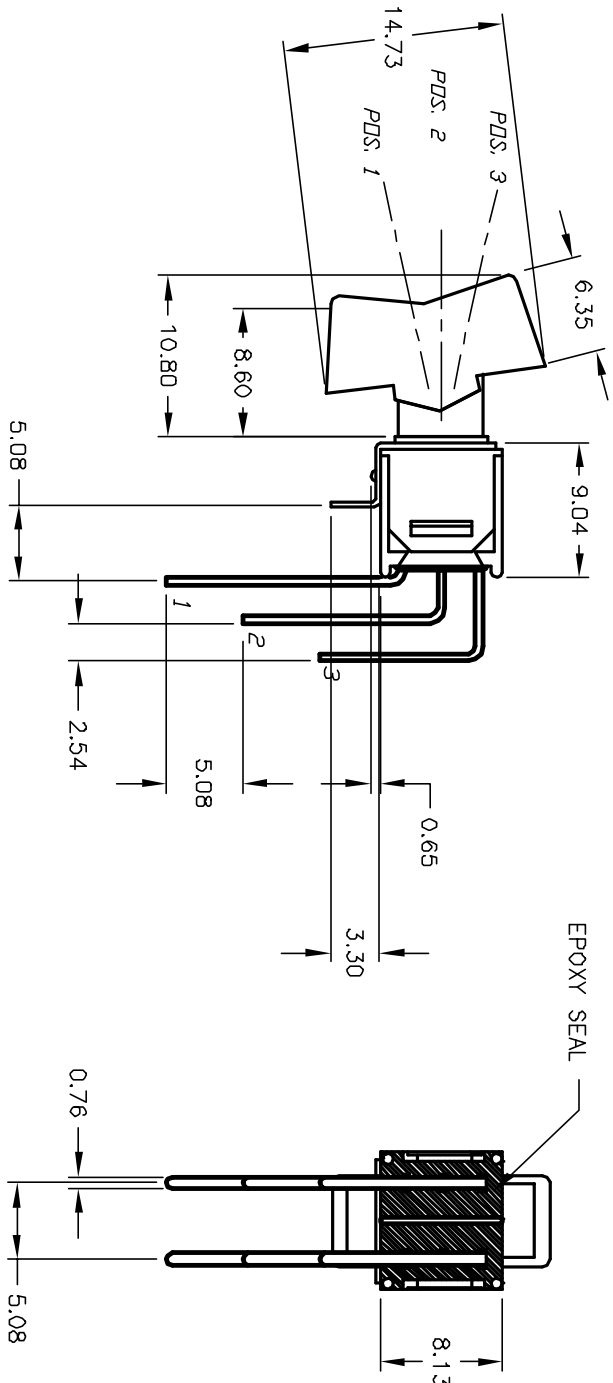
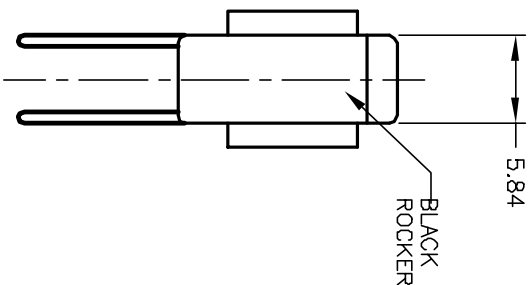


CIRCUIT: DPDT
CONTACT CONFIGURATION

SWITCH FUNCTION		
PDS: 1	PDS: 2	PDS: 3
DN	NONE	LDN1
2-3,5-6	OPEN	2-1,5-4

(B)

[J] =MENTARY



NOTES:

1. ALL DIMENSIONS IN MM
2. GENERAL TOLERANCE: X.X=±0.4
X.XX=±0.25
3. TERM. NOS. FOR REF. ONLY
4. RATING: 3A @120VAC, OR 28VDC
1A @250VAC
5. FIXED TERMINAL/MOVING CONTACT MATERIAL:
COPPER ALLOY w/SILVER PLATING
6. ELECTRIC LIFE: 30,000 make-and-break cycles
at full load.
7. INSULATION RESISTANCE: 1,000 M ohm min.
8. DIELECTRIC STRENGTH: 1,000 V RMS @sea level.
9. OPERATING TEMP. -30°C to +85°C
10. ▲ DESIGNATE MAJOR FEATURE

E-SWITCH®

400 MDP-2 R6 (BLK) M7 QE

REV.	ECN NO.	DESCRIPTION	DATE	CHKD
B	12074	FUNCTION WAS CON OFF DN1	4/18/02	CJB

TITLE	SCALE	DATE	DR	DWG	REV
400 MDP-2 R6 (BLK) M7 QE	2:1	2/8/02	CJB	T421007	B

THE INFORMATION CONTAINED IN THIS DOCUMENT IS PROPRIETARY TO E-SWITCH AND IS NOT TO BE COPIED OR TRANSMITTED