

EMK105B7224MVHF



■ Features

- Item Summary
16V, X7R, 0.22 μ F, \pm 20%, 0402
- Lifecycle Stage
Mass Production
- AEC-Q200 qualified
- Standard packaging quantity (minimum)
Taping paper 10000pcs

■ Products characteristics table

| | |
|---------------------------------------|-------------------------------|
| CaseSize (EIA/JIS) | 0402/1005 |
| Rated Voltage (max) | 16V |
| Capacitance | 0.22 μ F |
| Capacitance Tolerance | \pm 20% |
| Resistance | 500 M Ω · μ F min. |
| Dielectric Loss Tangent | 10%MAX |
| Temperature Characteristics (EIA/JIS) | X7R/- |
| Temperature Range (EIA/JIS) | -55 to +125 $^{\circ}$ C/- |
| Capacitance Change (EIA/JIS) | \pm 15/-% |
| RoHS Compliance | Yes |
| Halogen Free | Yes |
| Soldering Method | Reflow |

■ External Dimensions

| | |
|---|-------------------|
| L | 1.0mm \pm 0.05 |
| W | 0.5mm \pm 0.05 |
| T | 0.5mm \pm 0.05 |
| e | 0.25mm \pm 0.10 |

2015.01.15

The data is reference only. Electrical characteristics vary depending on environment or measurement condition.
 TAIYO YUDEN reserves the right to make change to the Date at any time without notice.
 Before making final selection, please check product specification.

Multi Layer Ceramic Capacitor **TAIYO YUDEN**

-Electrical Characteristics Data-

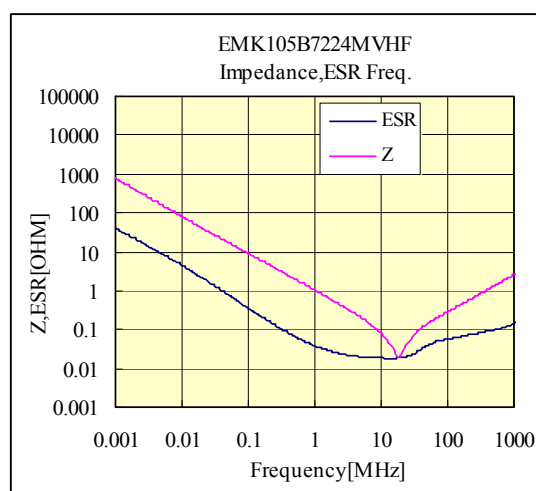
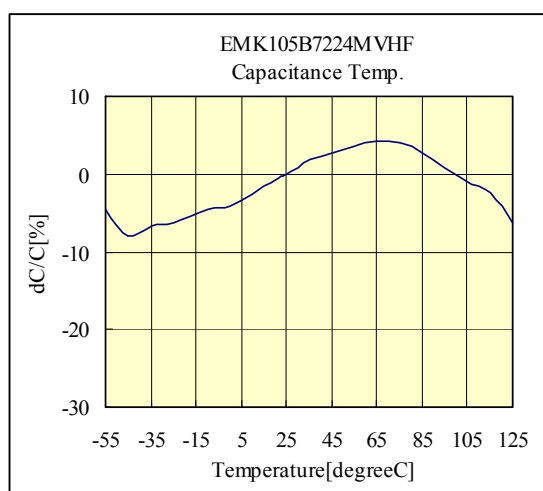
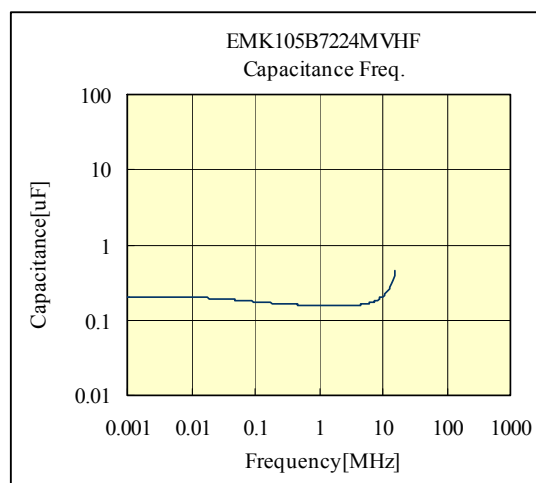
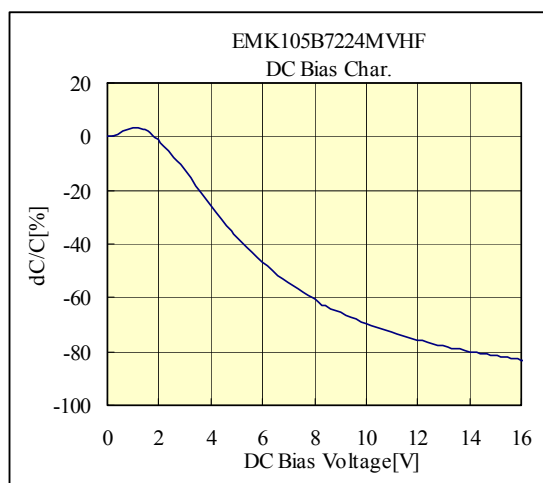
13R2A01

RoHS compliance product

○EMK105B7224MVHF

16V 1005 X7R 0.22 μ F +/- 20% t=0.55mmMAX

16V 0402 X7R 0.22 μ F +/- 20% t=0.022inchMAX



部品特性は設置環境、測定条件等により変化する場合があります。本データをご使用される際は実際の製品特性に対する参考データとしてご利用ください。また、本データは予告無く追加・削除及び変更を行う場合があります。ご注文の際は、納入仕様書のご確認をお願いします。

The data is reference only. Electrical characteristics vary depending on environment or measurement condition.

TAIYO YUDEN reserves the right to make change to the Date at any time without notice.

Before making final selection, please check product specification