

LED NUMERIC DISPLAY, 1 DIGIT

BL-S30X-11

Features:

- Ø 7.8mm (0.3") Single digit Seven Segment LED display series.
- Ø Low current operation.
- Ø Excellent character appearance.
- Ø Easy mounting on P.C. Boards or sockets.
- Ø I.C. Compatible.
- Ø ROHS Compliance.



Super Bright

Electrical-optical characteristics: (Ta=25°C) (Test Condition: IF=20mA)

| Part No | | Chip | | | VF Unit:V | | Iv TYP.(mcd) |
|-----------------|-----------------|---------------|-----------------|------------------|-----------|------|--------------|
| Common Cathode | Common Anode | Emitted Color | Material | λ_p (nm) | Typ | Max | |
| BL-S30E-11S-XX | BL-S30F-11S-XX | Hi Red | GaAlAs/GaAs,SH | 660 | 1.85 | 2.20 | 6 |
| BL-S30E-11D-XX | BL-S30F-11D-XX | Super Red | GaAlAs/GaAs,DH | 660 | 1.85 | 2.20 | 12 |
| BL-S30E-11UR-XX | BL-S30F-11UR-XX | Ultra Red | GaAlAs/GaAs,DDH | 660 | 1.85 | 2.20 | 14 |
| BL-S30E-11E-XX | BL-S30F-11E-XX | Orange | GaAsP/GaP | 635 | 2.10 | 2.50 | 10 |
| BL-S30E-11Y-XX | BL-S30F-11Y-XX | Yellow | GaAsP/GaP | 585 | 2.10 | 2.50 | 10 |
| BL-S30E-11G-XX | BL-S30F-11G-XX | Green | GaP/GaP | 570 | 2.20 | 2.50 | 10 |

Ultra Bright

Electrical-optical characteristics: (Ta=25°C) (Test Condition: IF=20mA)

| Part No | | Chip | | | VF Unit:V | | Iv TYP.(mcd) |
|------------------|------------------|------------------|----------|------------------|-----------|------|--------------|
| Common Cathode | Common Anode | Emitted Color | Material | λ_p (nm) | Typ | Max | |
| BL-S30E-11UHR-XX | BL-S30F-11UHR-XX | Ultra Red | AlGaInP | 645 | 2.10 | 2.50 | 14 |
| BL-S30E-11UE-XX | BL-S30F-11UE-XX | Ultra Orange | AlGaInP | 630 | 2.10 | 2.50 | 12 |
| BL-S30E-11YO-XX | BL-S30F-11YO-XX | Ultra Amber | AlGaInP | 619 | 2.10 | 2.50 | 12 |
| BL-S30E-11UY-XX | BL-S30F-11UY-XX | Ultra Yellow | AlGaInP | 590 | 2.10 | 2.50 | 12 |
| BL-S30E-11UG-XX | BL-S30F-11UG-XX | Ultra Green | AlGaInP | 574 | 2.20 | 2.50 | 18 |
| BL-S30E-11PG-XX | BL-S30F-11PG-XX | Ultra Pure Green | InGaN | 525 | 3.80 | 4.50 | 22 |
| BL-S30E-11B-XX | BL-S30F-11B-XX | Ultra Blue | InGaN | 470 | 2.70 | 4.20 | 25 |
| BL-S30E-11W-XX | BL-S30F-11W-XX | Ultra White | InGaN | / | 2.70 | 4.20 | 30 |

-XX: Surface / Lens color :

| Number | 0 | 1 | 2 | 3 | 4 | 5 |
|-------------------|-------------|----------------|--------------|----------------|-----------------|---|
| Ref Surface Color | White | Black | Gray | Red | Green | |
| Epoxy Color | Water clear | White diffused | Red Diffused | Green Diffused | Yellow Diffused | |

LED NUMERIC DISPLAY, 1 DIGIT
BL-S30X-11
Absolute maximum ratings (Ta=25°C)

| Parameter | S | D | UR | E | Y | G | Unit |
|--|---|-----|-----|-----|-----|-----|------|
| Forward Current I_F | 25 | 25 | 25 | 25 | 25 | 30 | mA |
| Power Dissipation P_d | 60 | 60 | 60 | 60 | 60 | 65 | mW |
| Reverse Voltage V_R | 5 | 5 | 5 | 5 | 5 | 5 | V |
| Peak Forward Current I_{PF} (Duty 1/10 @1KHZ) | 150 | 150 | 150 | 150 | 150 | 150 | mA |
| Operation Temperature T_{OPR} | -40 to +80 | | | | | | °C |
| Storage Temperature T_{STG} | -40 to +85 | | | | | | °C |
| Lead Soldering Temperature T_{SOL} | Max.260±5°C for 3 sec Max. (1.6mm from the base of the epoxy bulb) | | | | | | °C |

Absolute maximum ratings (Ta=25°C)

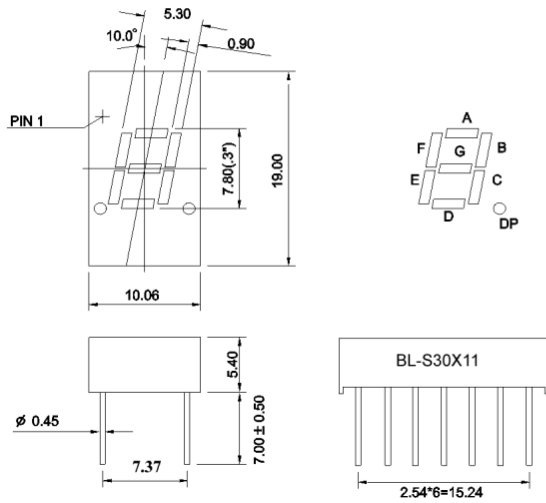
| Parameter | UHR | UE | YO | UY | UG | PG | UB | UW | Unit |
|--|---|-----|-----|-----|-----|-----|-----|-----|------|
| Forward Current I_F | 30 | 30 | 30 | 30 | 30 | 30 | 30 | 30 | mA |
| Power Dissipation P_d | 75 | 65 | 65 | 65 | 75 | 110 | 120 | 120 | mW |
| Reverse Voltage V_R | 5 | 5 | 5 | 5 | 5 | 5 | 5 | 5 | V |
| Peak Forward Current I_{PF} (Duty 1/10 @1KHZ) | 150 | 150 | 150 | 150 | 150 | 150 | 100 | 100 | mA |
| Operation Temperature T_{OPR} | -40 to +80 | | | | | | | | °C |
| Storage Temperature T_{STG} | -40 to +85 | | | | | | | | °C |
| Lead Soldering Temperature T_{SOL} | Max.260±5°C for 3 sec Max. (1.6mm from the base of the epoxy bulb) | | | | | | | | °C |

LED NUMERIC DISPLAY, 1 DIGIT

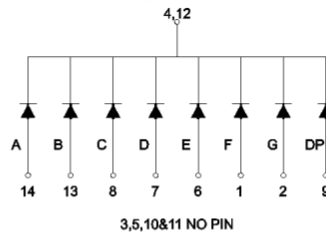
BL-S30X-11

Package configuration & Internal circuit diagram

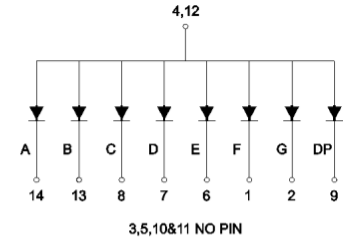
BL-S30X11 series



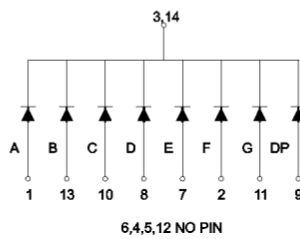
BL-S30C11



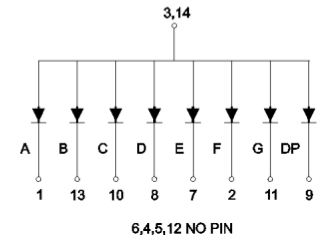
BL-S30D11



BL-S30E11



BL-S30F11



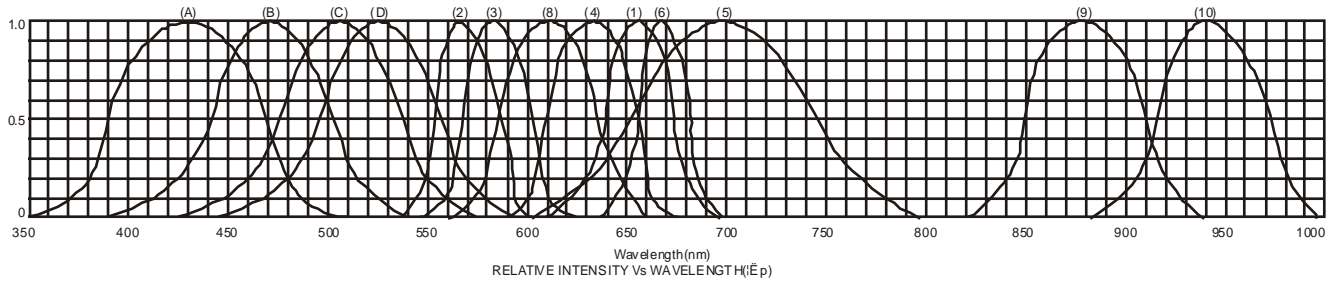
Notes:

1. All dimensions are in millimeters (inches)
2. Tolerance is $\pm 0.25(0.01)$ unless otherwise noted.
3. Specifications are subject to change without notice.

LED NUMERIC DISPLAY, 1 DIGIT

BL-S30X-11

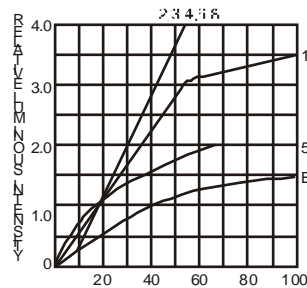
Typical electrical-optical characteristics curves:



- (1) - GaAsP/GaAs 655nm/Red
- (2) - GaP 570nm/Yellow Green
- (3) - GaAsP/GaP 585nm/Yellow
- (4) - GaAsP/GaP 635nm/Orange & Hi-Eff Red
- (5) - GaP 700nm/Bright Red
- (6) - GaAlAs/GaAs 660nm/Super Red
- (8) - GaAsP/GaP 610nm/Super Red
- (9) - GaAlAs 880nm
- (10) - GaAs/GaAs & GaAlAs/GaAs 940nm
- (A) - GaN/SiC 430nm/Blue
- (B) - InGaN/SiC 470nm/Blue
- (C) - InGaN/SiC 505nm/Ultra Green
- (D) - InGaAlSiC 525nm/Ultra Green



FORWARD VOLTAGE (Vf)
FORWARD CURRENT VS.
FORWARD VOLTAGE



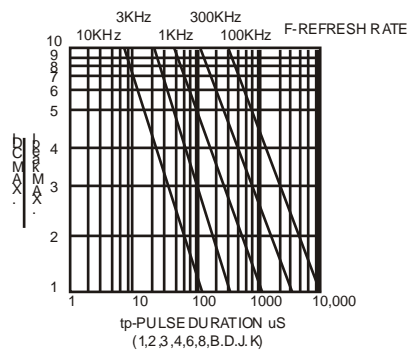
FORWARD CURRENT (mA)
RELATIVE LUMINOUS
INTENSITY VS. FORWARD
CURRENT



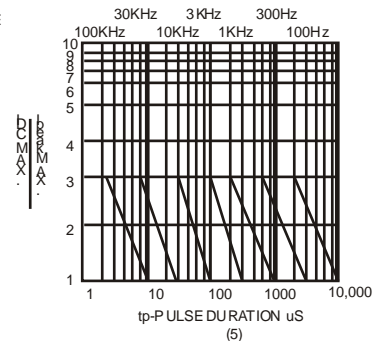
AMBIENT TEMPERATURE Ta (°C)
FORWARD CURRENT VS. AMBIENT
TEMPERATURE



AMBIENT TEMPERATURE Ta (°C)



tp-PULSE DURATION μ s
(1,2,3,4,6,8,B,D,J,K)



(5)

NOTE: 25 free air temperature unless otherwise specified

LED NUMERIC DISPLAY, 1 DIGIT

BL-S30X-11

Packing and weighting

