


### Primax<sup>TM</sup>

Synonymous with function and performance, enter the Primax, the new era of high intensity illumination in LED. With its high flux output and high luminous intensity, Primax transcends today LED lightings technology and how we perceive it. The small package outline (3.7 x 3.5 x 0.8 mm) and high intensity make it an ideal choice for backlighting, signage, exterior automotive lighting and decorative lighting.



### Features:

- > Super high brightness surface mount LED
- > 120° viewing angle.
- > Compact package outline (LxW) of 3.7 x 3.5 mm.
- > Ultra low height profile - 0.8mm.
- > Low thermal resistance.
- > Compatible to IR reflow soldering.
- > Environmental friendly; RoHS compliance.



### Applications:

- > General lighting.

**Optical Characteristics at Tj=25°C**

Part Ordering Number	Color	Viewing Angle°	CRI Typ.	Luminous Flux @ 175mA (lm)		
				Min.	Typ.	Max.
MBFF-FSC-8U8V-1	Warm White	120	84	99.4	113.6	138.4

NOTE

1. Luminous intensity is measured with an accuracy of ± 11%.
2. Wavelength binning is carried for all units as per the wavelength-binning table. Only one wavelength group is allowed for each reel.
3. High color rendering index (CRI). Minimum CRI of 80.

**Electrical Characteristics at Tj=25°C**

Part Number	Vf @ If = 175 mA			Vr @ Ir = 10uA
	Min. (V)	Typ. (V)	Max. (V)	Min. (V)
MBFF-FSC	6.2	6.6	7.4	5

Forward Voltages are tested using a current pulse of 1 ms and has an accuracy of ± 0.1 V.

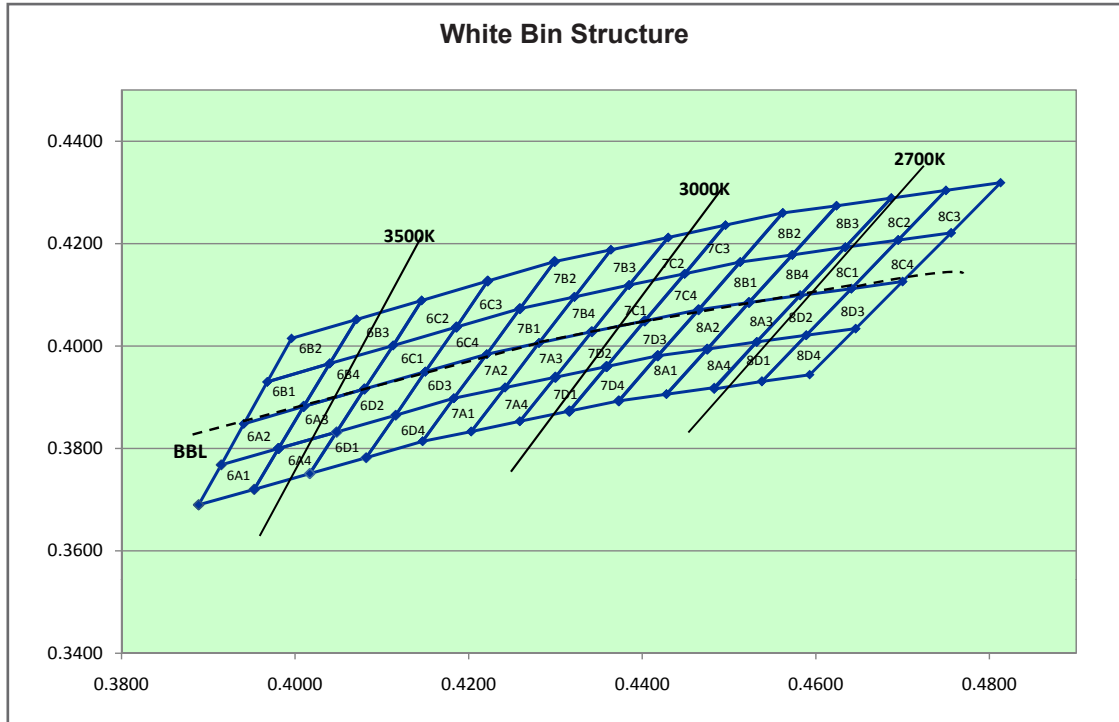
**Absolute Maximum Ratings**

	Maximum Value	Unit
DC forward current	180	mA
Peak pulse current	250	mA
Reverse voltage	5	V
ESD threshold (HBM)	1000	V
LED junction temperature	150	°C
Operating temperature	-40 ... +125	°C
Storage temperature	-40 ... +125	°C
Thermal resistance		
- Junction / ambient, Rth JA	90	K/W
- Junction / solder point, Rth JS	18	K/W
(Mounted on dual sided FR4 in house PCB, total Cu area >900mm <sup>2</sup> )		

**Characteristics**

	Symbol	Part Number	Value	Unit
Temperature coefficient of $V_F$ (typ) $I_F = 175\text{mA}; 0\text{ }^\circ\text{C} \leq T \leq 100\text{ }^\circ\text{C}$	$TC_V$	MBFF-FSC	-6.90	mV / K
Temperature coefficient of $I_V$ (typ) $I_F = 175\text{mA}; 0\text{ }^\circ\text{C} \leq T \leq 100\text{ }^\circ\text{C}$	$TC_{I_V}$	MBFF-FSC	-0.17	% / K
Temperature coefficient of $C_x$ (typ) $I_F = 175\text{mA}; 0\text{ }^\circ\text{C} \leq T \leq 100\text{ }^\circ\text{C}$	$TC_{C_x}$	MBFF-FSC	-0.00004	
Temperature coefficient of $C_y$ (typ) $I_F = 175\text{mA}; 0\text{ }^\circ\text{C} \leq T \leq 100\text{ }^\circ\text{C}$	$TC_{C_y}$	MBFF-FSC	-0.00009	

**MBFF-FSC, Warm White Color Grouping**



Chromaticity coordinate groups are measured with an accuracy of  $\pm 0.01$ .

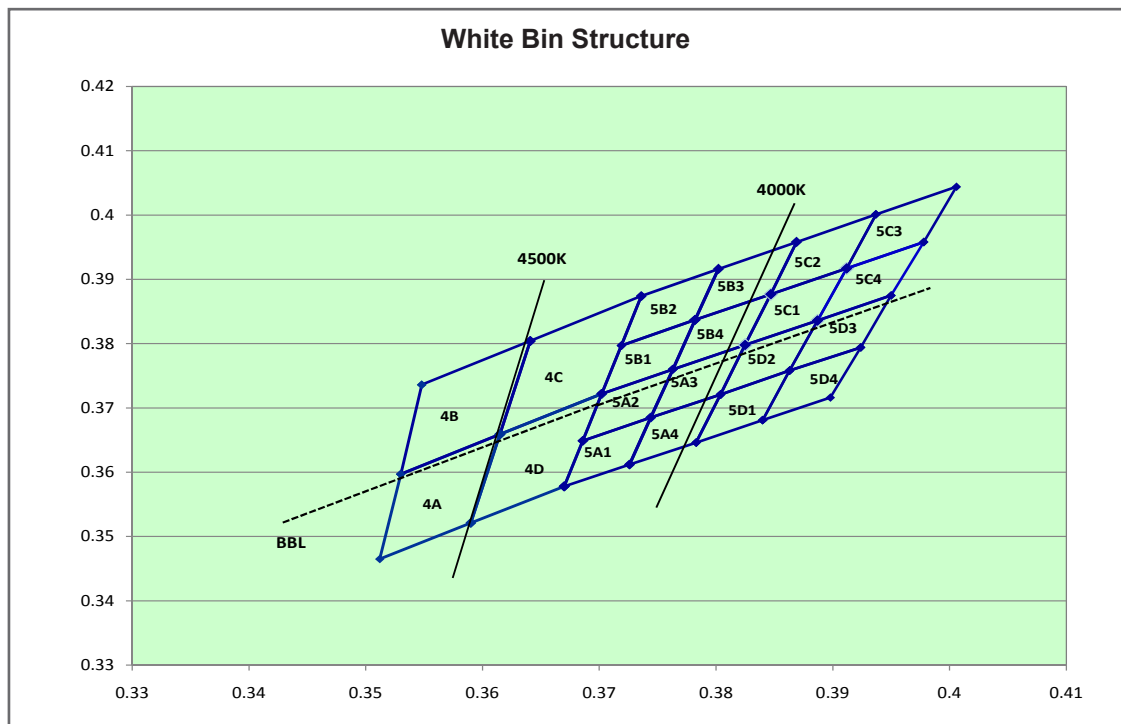
Bin		1	2	3	4
6A1	Cx	0.3889	0.3915	0.3981	0.3953
	Cy	0.3690	0.3768	0.3800	0.3720
6A2	Cx	0.3915	0.3941	0.4010	0.3981
	Cy	0.3768	0.3848	0.3882	0.3800
6A3	Cx	0.3981	0.4010	0.4080	0.4048
	Cy	0.3800	0.3882	0.3916	0.3832
6A4	Cx	0.3953	0.3981	0.4048	0.4017
	Cy	0.3720	0.3800	0.3832	0.3751
6B1	Cx	0.3941	0.3968	0.4040	0.4010
	Cy	0.3848	0.3930	0.3966	0.3882
6B2	Cx	0.3968	0.3996	0.4071	0.4040
	Cy	0.3930	0.4015	0.4052	0.3966
6B3	Cx	0.4040	0.4071	0.4146	0.4113
	Cy	0.3966	0.4052	0.4089	0.4001
6B4	Cx	0.4010	0.4040	0.4113	0.4080
	Cy	0.3882	0.3966	0.4001	0.3916
6C1	Cx	0.4080	0.4113	0.4186	0.4150
	Cy	0.3916	0.4001	0.4037	0.3950
6C2	Cx	0.4113	0.4146	0.4222	0.4186
	Cy	0.4001	0.4089	0.4127	0.4037
6C3	Cx	0.4186	0.4222	0.4299	0.4259
	Cy	0.4037	0.4127	0.4165	0.4073
6C4	Cx	0.4150	0.4186	0.4259	0.4221
	Cy	0.3950	0.4037	0.4073	0.3984

<b>Bin</b>		<b>1</b>	<b>2</b>	<b>3</b>	<b>4</b>
6D1	Cx	0.4017	0.4048	0.4116	0.4082
	Cy	0.3751	0.3832	0.3865	0.3782
6D2	Cx	0.4048	0.4080	0.4150	0.4116
	Cy	0.3832	0.3916	0.3950	0.3865
6D3	Cx	0.4116	0.4150	0.4221	0.4183
	Cy	0.3865	0.3950	0.3984	0.3898
6D4	Cx	0.4082	0.4116	0.4183	0.4147
	Cy	0.3782	0.3865	0.3898	0.3814
7A1	Cx	0.4147	0.4183	0.4242	0.4203
	Cy	0.3814	0.3898	0.3919	0.3833
7A2	Cx	0.4183	0.4221	0.4281	0.4242
	Cy	0.3898	0.3984	0.4006	0.3919
7A3	Cx	0.4242	0.4281	0.4342	0.4300
	Cy	0.3919	0.4006	0.4028	0.3939
7A4	Cx	0.4203	0.4242	0.4300	0.4259
	Cy	0.3833	0.3919	0.3939	0.3853
7B1	Cx	0.4221	0.4259	0.4322	0.4281
	Cy	0.3984	0.4073	0.4096	0.4006
7B2	Cx	0.4259	0.4299	0.4364	0.4322
	Cy	0.4073	0.4165	0.4188	0.4096
7B3	Cx	0.4322	0.4364	0.4430	0.4385
	Cy	0.4096	0.4188	0.4212	0.4119
7B4	Cx	0.4281	0.4322	0.4385	0.4342
	Cy	0.4006	0.4096	0.4119	0.4028
7C1	Cx	0.4342	0.4385	0.4449	0.4403
	Cy	0.4028	0.4119	0.4141	0.4049
7C2	Cx	0.4385	0.4430	0.4496	0.4449
	Cy	0.4119	0.4212	0.4236	0.4141
7C3	Cx	0.4449	0.4496	0.4562	0.4513
	Cy	0.4141	0.4236	0.4260	0.4164
7C4	Cx	0.4403	0.4449	0.4513	0.4465
	Cy	0.4049	0.4141	0.4164	0.4071
7D1	Cx	0.4259	0.4300	0.4359	0.4316
	Cy	0.3853	0.3939	0.3960	0.3873
7D2	Cx	0.4300	0.4342	0.4403	0.4359
	Cy	0.3939	0.4028	0.4049	0.3960
7D3	Cx	0.4359	0.4403	0.4465	0.4418
	Cy	0.3960	0.4049	0.4071	0.3981
7D4	Cx	0.4316	0.4359	0.4418	0.4373
	Cy	0.3873	0.3960	0.3981	0.3893
8A1	Cx	0.4373	0.4418	0.4475	0.4428
	Cy	0.3893	0.3981	0.3994	0.3906
8A2	Cx	0.4418	0.4465	0.4523	0.4475
	Cy	0.3981	0.4071	0.4085	0.3994
8A3	Cx	0.4475	0.4523	0.4582	0.4532
	Cy	0.3994	0.4085	0.4099	0.4008
8A4	Cx	0.4428	0.4475	0.4532	0.4483
	Cy	0.3906	0.3994	0.4008	0.3919

<b>Bin</b>		<b>1</b>	<b>2</b>	<b>3</b>	<b>4</b>
8B1	Cx	0.4465	0.4513	0.4573	0.4523
	Cy	0.4071	0.4164	0.4178	0.4085
8B2	Cx	0.4513	0.4562	0.4624	0.4573
	Cy	0.4164	0.4260	0.4274	0.4178
8B3	Cx	0.4573	0.4624	0.4687	0.4634
	Cy	0.4178	0.4274	0.4289	0.4193
8B4	Cx	0.4523	0.4573	0.4634	0.4582
	Cy	0.4085	0.4178	0.4193	0.4099
8C1	Cx	0.4582	0.4634	0.4695	0.4641
	Cy	0.4099	0.4193	0.4207	0.4112
8C2	Cx	0.4634	0.4687	0.4750	0.4695
	Cy	0.4193	0.4289	0.4304	0.4207
8C3	Cx	0.4695	0.4750	0.4813	0.4756
	Cy	0.4207	0.4304	0.4319	0.4221
8C4	Cx	0.4641	0.4695	0.4756	0.4700
	Cy	0.4112	0.4207	0.4221	0.4126
8D1	Cx	0.4483	0.4532	0.4589	0.4538
	Cy	0.3916	0.4008	0.4021	0.3931
8D2	Cx	0.4532	0.4582	0.4641	0.4589
	Cy	0.4008	0.4099	0.4112	0.4021
8D3	Cx	0.4589	0.4641	0.4700	0.4646
	Cy	0.4021	0.4112	0.4126	0.4034
8D4	Cx	0.4538	0.4589	0.4646	0.4593
	Cy	0.3931	0.4021	0.4034	0.3944

Dominant color coordinate is measured with an accuracy of  $\pm 0.01$ .

**MBFF-FSC, Color Grouping**



Chromaticity coordinate groups are measured with an accuracy of ± 0.01.

Bin		1	2	3	4
4A	Cx	0.3530	0.3615	0.3590	0.3512
	Cy	0.3597	0.3659	0.3521	0.3465
4B	Cx	0.3548	0.3641	0.3615	0.3530
	Cy	0.3736	0.3804	0.3659	0.3597
4C	Cx	0.3641	0.3736	0.3702	0.3615
	Cy	0.3804	0.3874	0.3722	0.3659
4D	Cx	0.3615	0.3702	0.3670	0.3590
	Cy	0.3659	0.3722	0.3578	0.3521
5A1	Cx	0.3670	0.3686	0.3744	0.3726
	Cy	0.3578	0.3649	0.3685	0.3612
5A2	Cx	0.3686	0.3702	0.3763	0.3744
	Cy	0.3649	0.3722	0.3760	0.3685
5A3	Cx	0.3744	0.3763	0.3825	0.3804
	Cy	0.3685	0.3760	0.3798	0.3721
5A4	Cx	0.3726	0.3744	0.3804	0.3783
	Cy	0.3612	0.3685	0.3721	0.3646
5B1	Cx	0.3702	0.3719	0.3782	0.3763
	Cy	0.3722	0.3797	0.3837	0.3760
5B2	Cx	0.3719	0.3736	0.3802	0.3782
	Cy	0.3797	0.3874	0.3916	0.3837
5B3	Cx	0.3782	0.3802	0.3869	0.3847
	Cy	0.3837	0.3916	0.3958	0.3877
5B4	Cx	0.3763	0.3782	0.3847	0.3825
	Cy	0.3760	0.3837	0.3877	0.3798

<b>Bin</b>		<b>1</b>	<b>2</b>	<b>3</b>	<b>4</b>
5C1	Cx	0.3825	0.3847	0.3912	0.3887
	Cy	0.3798	0.3877	0.3917	0.3836
5C2	Cx	0.3847	0.3869	0.3937	0.3912
	Cy	0.3877	0.3958	0.4001	0.3917
5C3	Cx	0.3912	0.3937	0.4006	0.3978
	Cy	0.3917	0.4001	0.4044	0.3958
5C4	Cx	0.3887	0.3912	0.3978	0.3950
	Cy	0.3836	0.3917	0.3958	0.3875
5D1	Cx	0.3783	0.3804	0.3863	0.3840
	Cy	0.3646	0.3721	0.3758	0.3681
5D2	Cx	0.3804	0.3825	0.3887	0.3863
	Cy	0.3721	0.3798	0.3836	0.3758
5D3	Cx	0.3863	0.3887	0.3950	0.3924
	Cy	0.3758	0.3836	0.3875	0.3794
5D4	Cx	0.3840	0.3863	0.3924	0.3898
	Cy	0.3681	0.3758	0.3794	0.3716

Dominant color coordinate is measured with an accuracy of  $\pm 0.01$ .



**Luminous Intensity Group at Tj=25°C**

Brightness Group	Luminous Flux IV (lm)
8U	99.4 ... 106.5
9U	106.5 ... 113.6
6V	113.6 .. 121.4
7V	121.4 ... 129.2
8V	129.2 ... 138.4

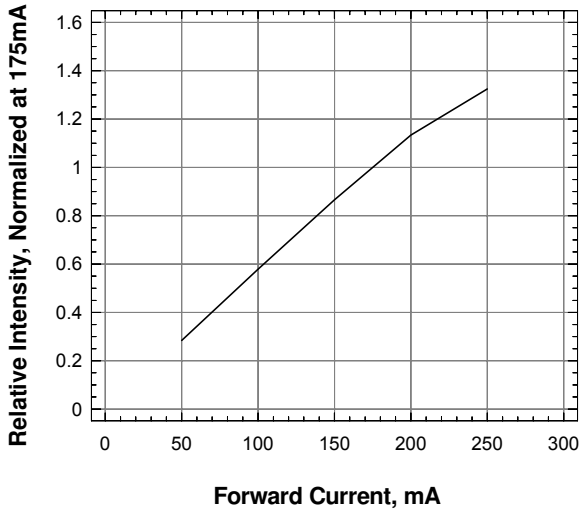
Luminous intensity is measured with an accuracy of ± 11%.

**Vf Binning**

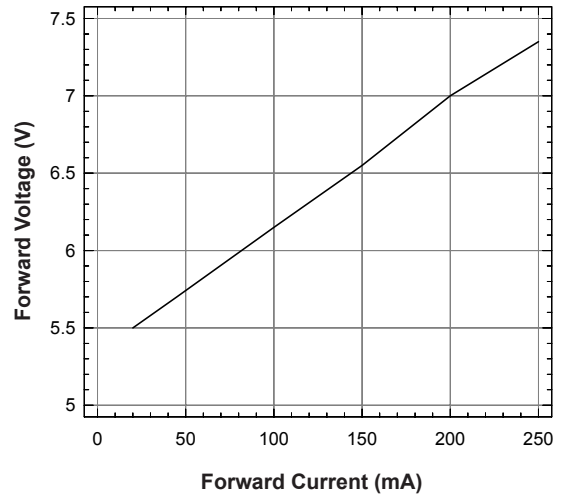
Vf Bin @ 175mA	Forward Voltage (V)
V1	6.20 ... 6.40
V2	6.40 ... 6.60
V3	6.60 ... 6.80
V4	6.80 ... 7.00
V5	7.00 ... 7.20
V6	7.20 ... 7.40

Forward voltage, Vf is measured with an accuracy of ± 0.1 V.

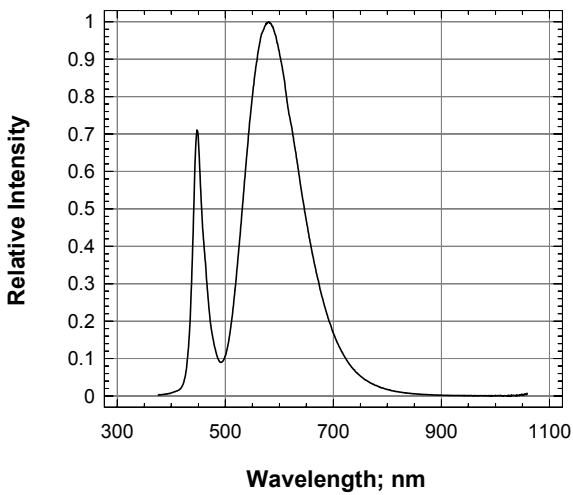
**Relative Intensity Vs Forward Current**



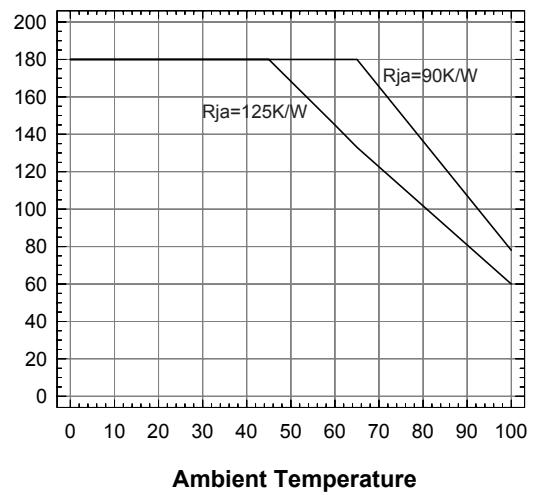
**Forward Voltage Vs Forward Current**



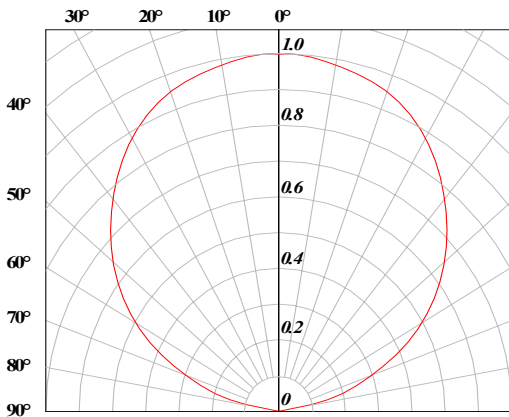
**Relative Intensity Vs Wavelength**



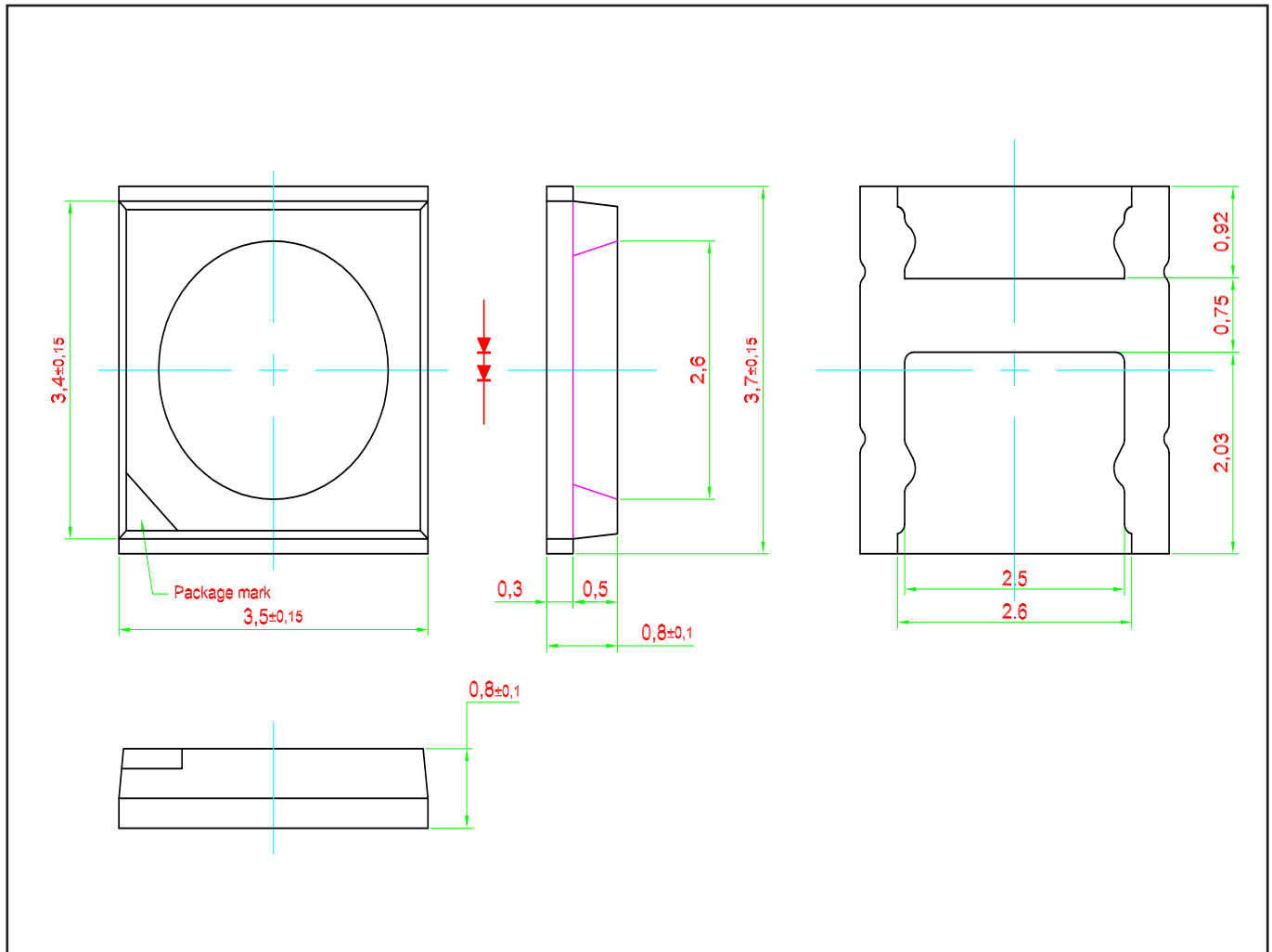
**Forward Current Vs Ambient Temperature**



**Radiation Pattern**



**Primax™ • 175 InGaN Warm White: MBFF-FSC Package Outlines**

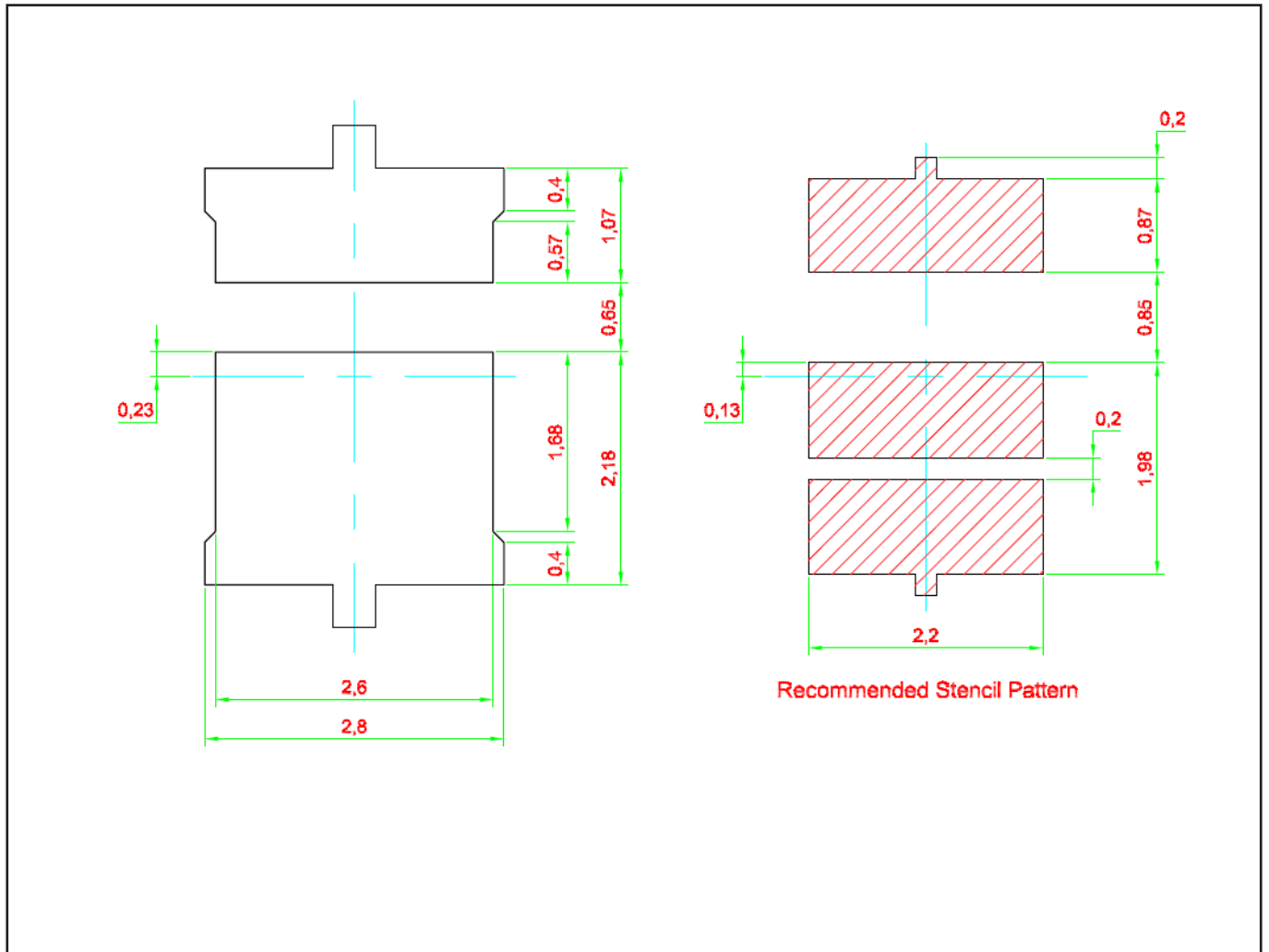


**Material**

Material	
Lead-frame	Cu Alloy With Ag Plating
Package	High Temperature Resistant Plastic
Encapsulant	Silicone Resin
Soldering Leads	Ag Plating

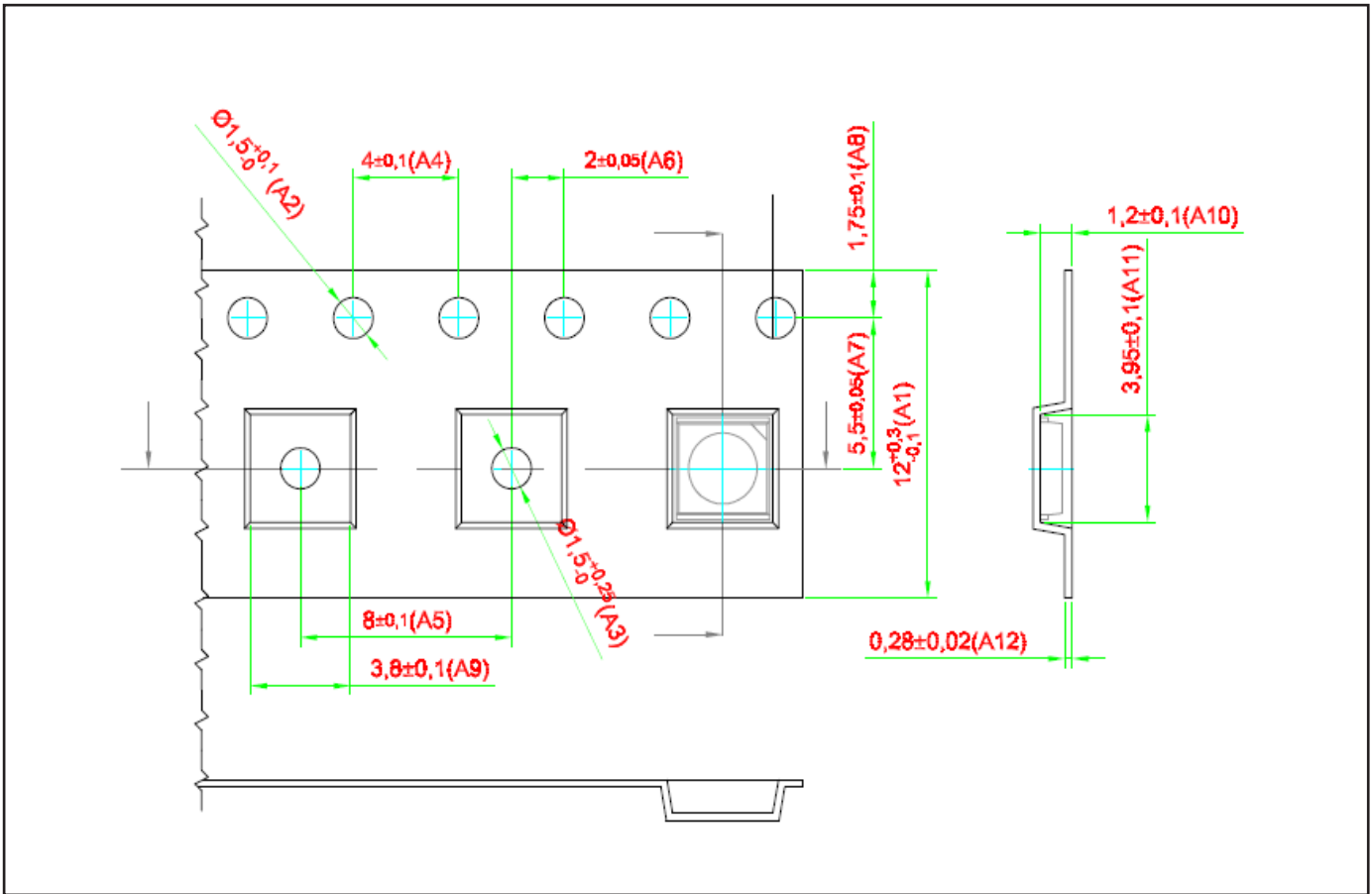
Note: This product is Pb free

**Recommended Solder Pad**

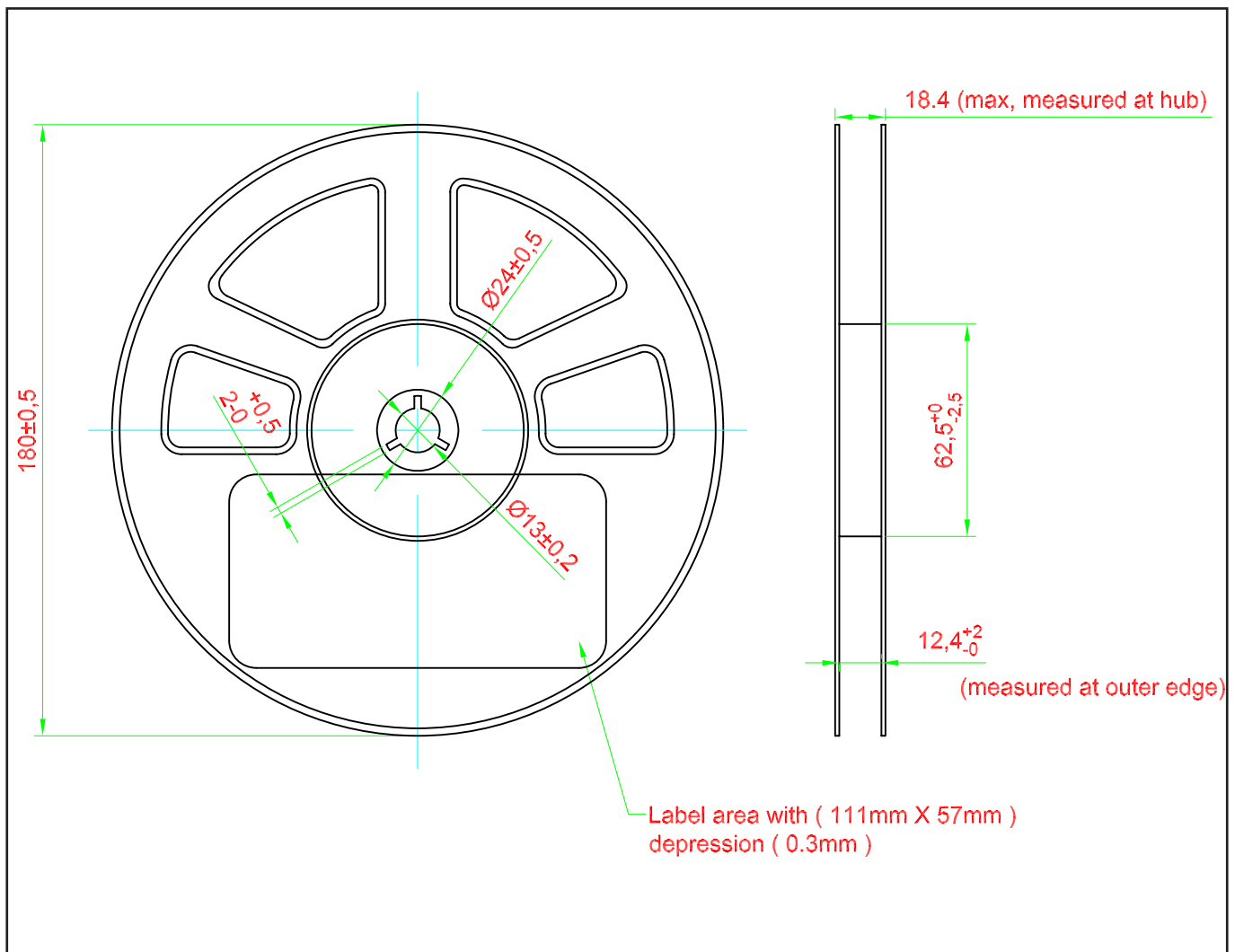


### Taping and orientation

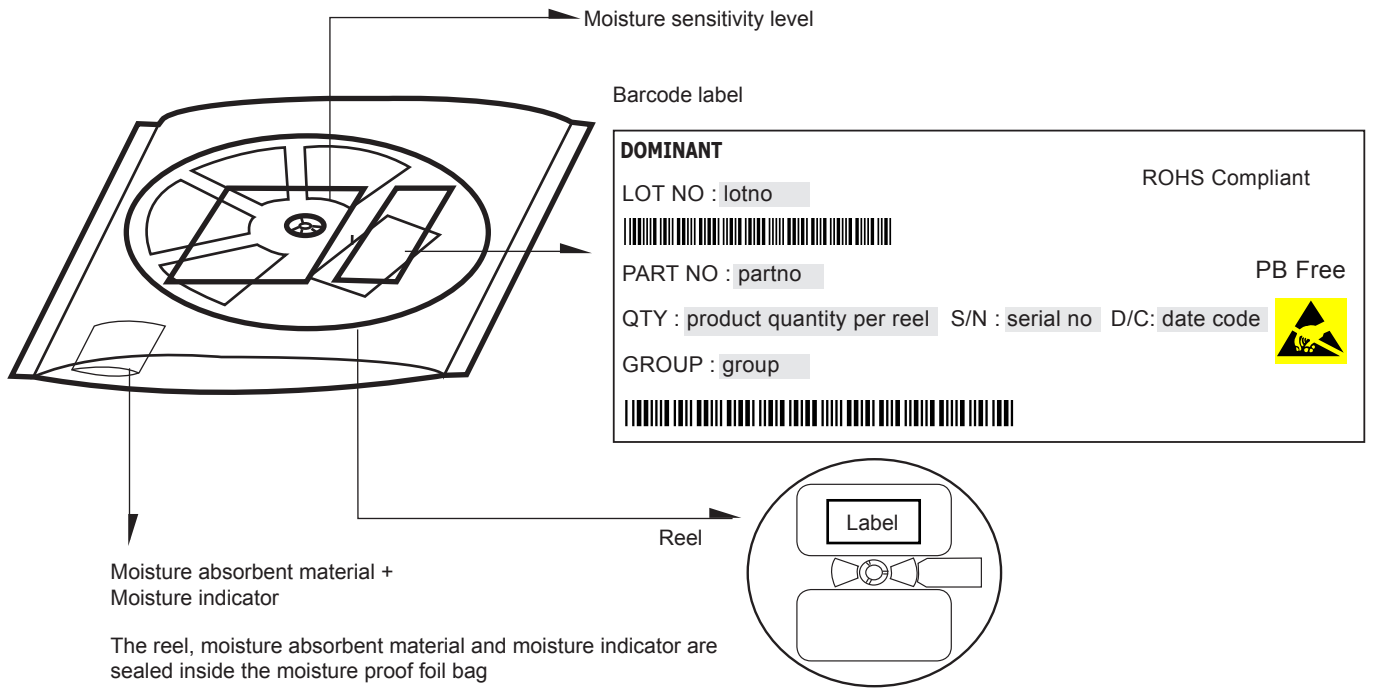
- Reels come in quantity of 1000 units.
- Reel diameter is 180 mm.



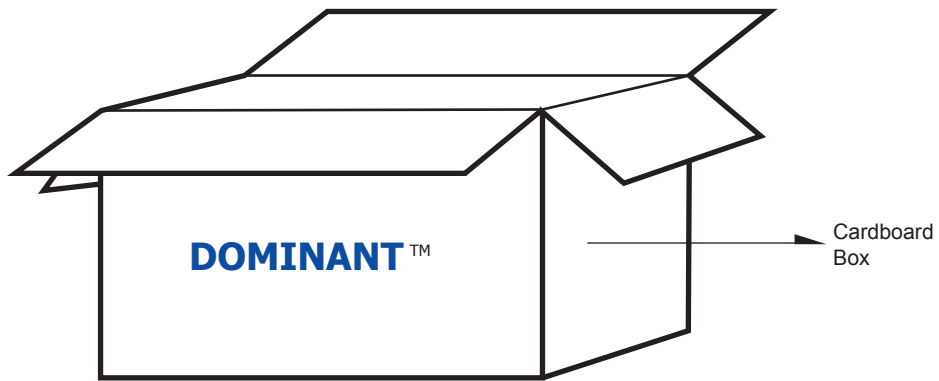
**Packaging Specification**



**Packaging Specification**



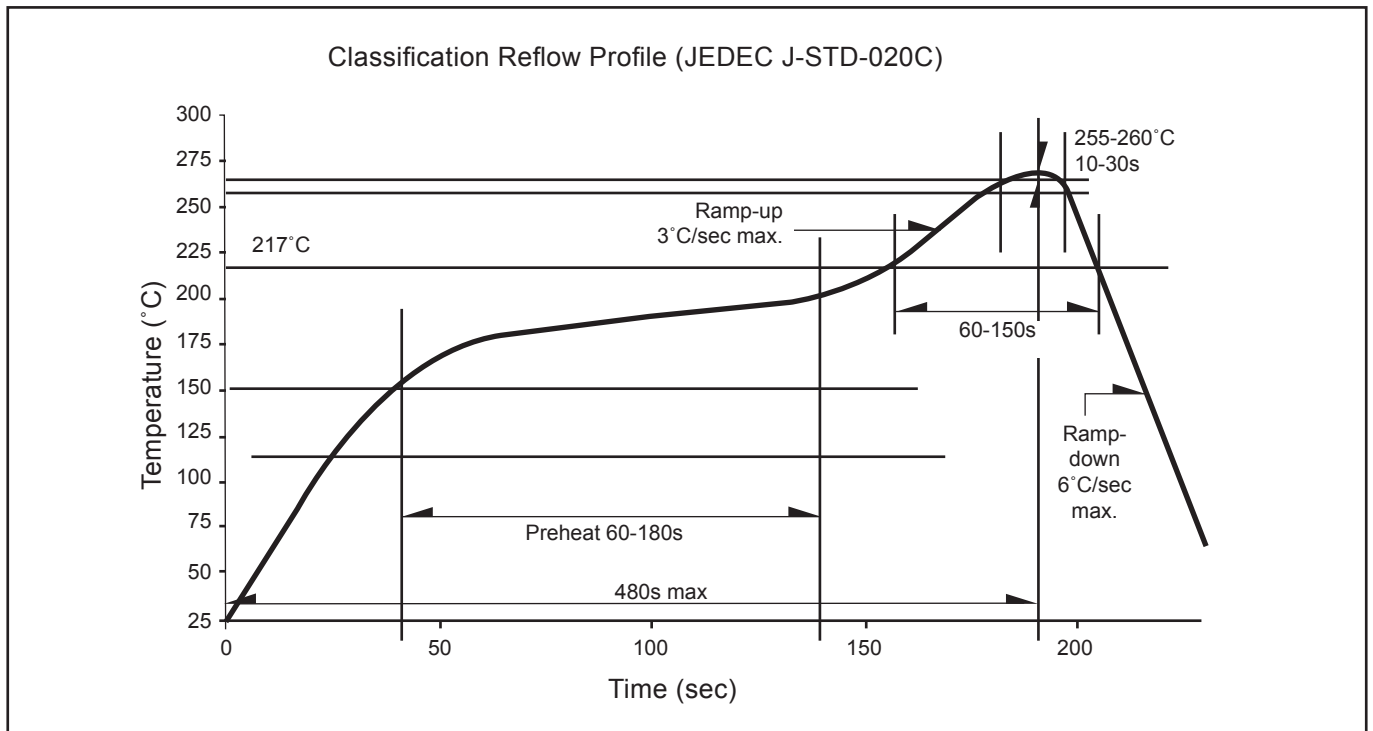
	Average 1pc Primax	1 completed bag (1000pcs)
Weight (gram)	0.041	160 ± 10



**For Primax™**

Cardboard Box Size	Dimensions (mm)	Empty Box Weight (kg)	Reel / Box	Quantity / Box (pcs)
Small	300 x 250 x 250	0.58	15 reels MAX	15,000 MAX
Large	416 x 516 x 476	1.74	96 reels MAX	96,000 MAX

**Recommended Pb-free Soldering Profile**





**Revision History**

<b>Page</b>	<b>Subjects</b>	<b>Date of Modification</b>
-	Initial Release	04 Jan 2013
2	Update IV 7U6V -> 8U7V Update Typ CRI	18 Feb 2013
2	Update Thermal Resisitance	13 Mar 2013
3, 11	Update Characteristics Typo error on material list	27 Mar 2013
10	Update graph: Relative Intensity Vs Forward Current and Forward Voltage Vs Forward Current	31 May 2013
2	Update IV 8U7V -> 8U8V	26 Jun 2013
4	Typo error on graph label	06 Sep 2013
13	Update Carrier Tape	14 Nov 2013

**NOTE**

All the information contained in this document is considered to be reliable at the time of publishing. However, DOMINANT Opto Technologies does not assume any liability arising out of the application or use of any product described herein.

DOMINANT Opto Technologies reserves the right to make changes to any products in order to improve reliability, function or design.

DOMINANT Opto Technologies products are not authorized for use as critical components in life support devices or systems without the express written approval from the Managing Director of DOMINANT Opto Technologies.

## About Us

DOMINANT Opto Technologies is a dynamic Malaysian Corporation that is among the world's leading SMT LED Manufacturers. An excellence – driven organization, it offers a comprehensive product range for diverse industries and applications. Featuring an internationally certified quality assurance acclaim, DOMINANT's extra bright LEDs are perfectly suited for various lighting applications in the automotive, consumer and communications as well as industrial sectors. With extensive industry experience and relentless pursuit of innovation, DOMINANT's state-of-art manufacturing, research and testing capabilities have become a trusted and reliable brand across the globe. More information about DOMINANT Opto Technologies can be found on the Internet at <http://www.dominant-semi.com>.

**Please contact us for more information:**

DOMINANT Opto Technologies Sdn. Bhd  
Lot 6, Batu Berendam, FTZ Phase III, 75350 Melaka, Malaysia.  
Tel: +606 283 3566 Fax: +606 283 0566  
E-mail: [sales@dominant-semi.com](mailto:sales@dominant-semi.com)

