


VHF/UHF Through-Hole Attenuators

These ARE RF attenuators with 50Ω, 75Ω, 300Ω and 600Ω characteristic impedances for through hole applications. SIP and DIP long life and temperature stability is achieved with Ni-Cr thin film and alumina substrates. The TFA series will be useful in isolation circuits, data transmission, mobile, RF application and measurements.



GENERAL SPECIFICATIONS

Model	Type	Impedance [Ω]	Attenuation	Frequency [Hz]	Power Rating
TFA-50TF	T-SIP 2.54pit ch leads	50Ω	1, 2, 3, 4, 5, 6, 7, 8, 9, 10, 16, 20, 30dB	DC~100MHz	0.25W
TFA-75TF	T-SIP 2.54pit ch leads	75Ω	1, 2, 3, 4, 5, 6, 7, 8, 9, 10, 16, 20, 30dB	DC~100MHz	0.25W
TFA-300TF	T-SIP 2.54pit ch leads	300Ω	1, 2, 3, 4, 5, 6, 7, 8, 9, 10, 16, 20, 30dB	DC~100MHz	0.25W
TFA-600TF	T-SIP 2.54pit ch leads	600Ω	1, 2, 3, 4, 5, 6, 7, 8, 9, 10, 16, 20, 30dB	DC~100MHz	0.25W
TFA-50T	T-SIP 5.0pit ch leads	50Ω	1, 2, 3, 4, 5, 6, 7, 8, 9, 10, 16, 20, 30, 40dB	DC~100MHz	0.50W
TFA-75T	T-SIP 5.0pit ch leads	75Ω	1, 2, 3, 4, 5, 6, 7, 8, 9, 10, 16, 20, 30, 40dB	DC~100MHz	0.50W
TFA-300T	T-SIP 5.0pit ch leads	300Ω	1, 2, 3, 4, 5, 6, 7, 8, 9, 10, 16, 20, 30, 40dB	DC~100MHz	0.50W
TFA-600T	T-SIP 5.0pit ch leads	600Ω	1, 2, 3, 4, 5, 6, 7, 8, 9, 10, 16, 20, 30, 40dB	DC~100MHz	0.50W
TFA-50TS	T-DIP leads	50Ω	1, 2, 3, 4, 5, 6, 7, 8, 9, 10, 16, 20, 30, 40dB	DC~100MHz	0.50W
TFA-300B	B-pai-DIP leads	75Ω	1, 2, 3, 4, 5, 6, 7, 8, 9, 10, 16, 20, 30, 40dB	DC~100MHz	0.50W
TFA-600B	B-pai-DIP leads	300Ω	1, 2, 3, 4, 5, 6, 7, 8, 9, 10, 16, 20, 30, 40dB	DC~100MHz	0.50W
TFA-85FD	T-SIP 2.54pit ch leads	50Ω	1, 2, 3, 4, 5, 6, 7, 8, 9, 10, 16, 20, 30, 40dB	DC~200MHz	0.50W
TFA-85FC	T-SIP 2.54pit ch leads	75Ω	1, 2, 3, 4, 5, 6, 7, 8, 9, 10, 16, 20, 30, 40dB	DC~200MHz	0.50W

CHARACTERISTICS

Values in [] mean change in Ω after test

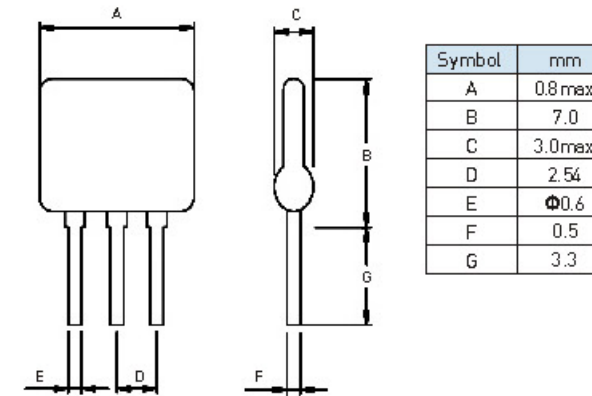
Tolerance of Impedance	[±1% (F)]	Input DC resistance in terminating output port with precision resistor
Tolerance of Attenuation	[±1%]	Output DC volt in terminating output port with precision resistor When 1V stable DC source connected to input port.
TCR of Characteristic Impedance	[±50ppm/°C]	TC of input DC resistance in terminating output port with precision resistor
TCR of Attenuation	[±50ppm/°C]	Output DC volt TC in terminating output port with precision resistor When 1V stable DC source connected to input port
Soldering Heat	[±1%]	350°C, 3 seconds, dipping
Solderability	[75% Covered]	350°C, 3 seconds, dipping
Moisture Resistance	[±1%]	40°C, 95%RH, DC 0.1W, 1000 hours
Load Life	[±1%]	70°C, 90min on, 30min off, 100 hours

ORDERING PROCEDURE EXAMPLE

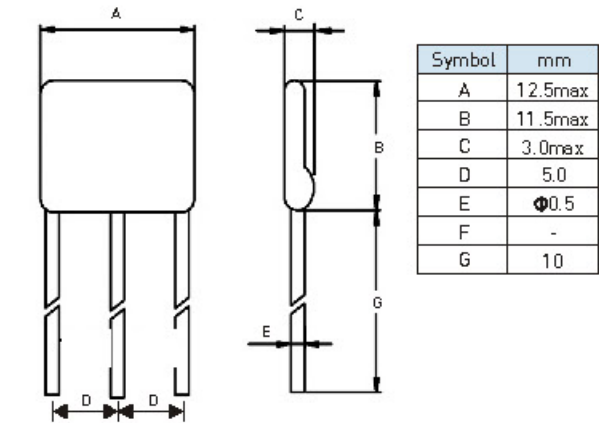
Ordering Example	Type and Impedance	Attenuation	Impedance Tolerance (%)	Note
TFA-50T6dB	TFA-50TF	-6dB	1 (F)	
TFA-75T12dB	TFA-75TF	-12dB	1 (F)	
TFA-600T20dB	TFA-600TF	-20dB	1 (F)	

DIMENSIONS (mm)

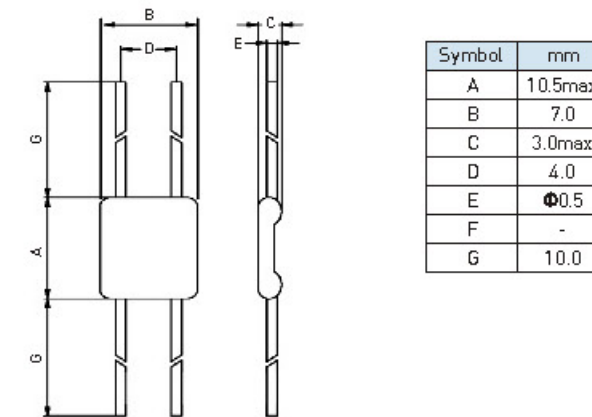
TFA-50TF, TFA-75TF, TFA-300TF, TFA-600TF



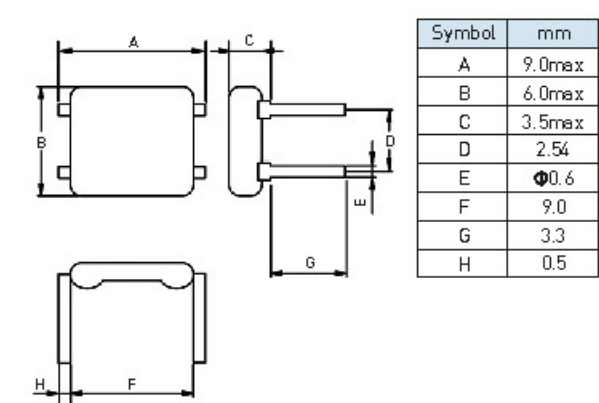
TFA-50T, TFA-75T, TFA-300T, TFA-600T



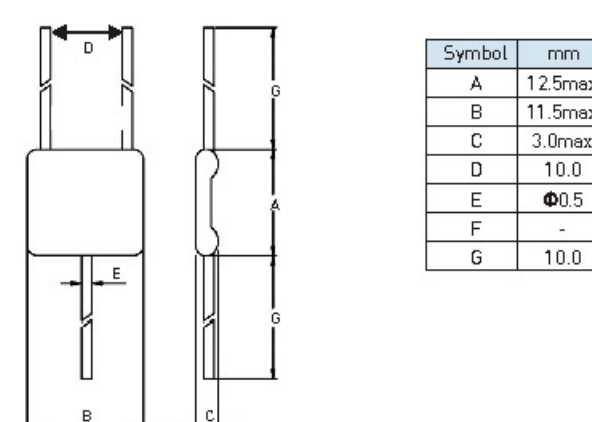
TFA-50B, TFA-75B, TFA-300B, TFA-600B



TFA-85FD, TFA-85FC



TFA-50TS, TFA-75TS, TFA-300TS, TFA-600TS



Equivalent Circuit of attenuator

