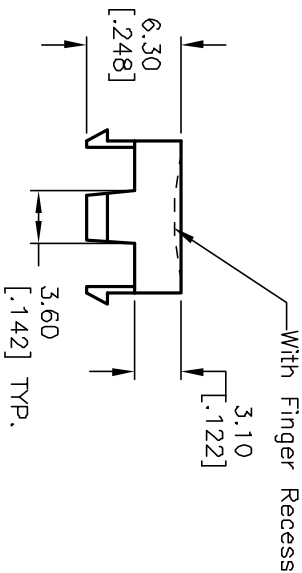
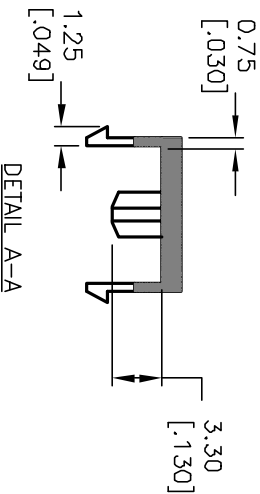


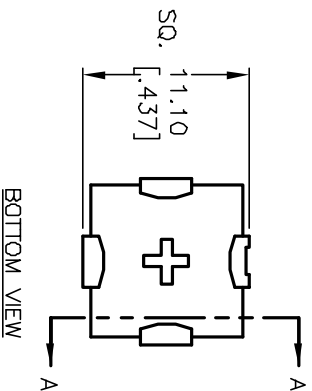
TOP VIEW



With Finger Recess



DETAIL A-A



BOTTOM VIEW

- NOTES:
1. ALL DIMENSIONS IN MM [INCH]
 2. GENERAL TOLERANCE: X.XX=±0.2
 3. CAP MATERIAL: ABS
 4. CAP COLOR: TAN (SOMFY)

E-SWITCH®

320 CAP TAN "SOMFY"

B				
A	12767	RELEASED FOR PRODUCTION	2/3/03	CB
REV.	ECN NO.	DESCRIPTION	DATE	CHKD

THE INFORMATION CONTAINED IN THIS DOCUMENT IS PROPRIETARY TO E-SWITCH AND IS NOT TO BE COPIED OR TRANSMITTED

TITLE	SCALE	DATE	DR	DWG	REV
320 CAP TAN "SOMFY"	2:1	--	--	B040009	A