


VXO-5S-4p

Miniature packaged SMD VCXO
CMOS

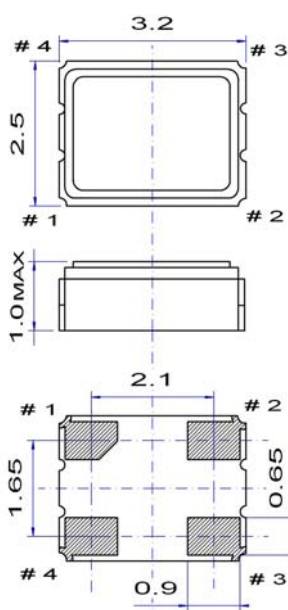
QuartzCom
the communications company



Features

- Applications: telecommunications, instrumentation, microwave
- Miniature package size: 3.2 x 2.5 x 1.0 mm
- Output frequency range 2 MHz to 54 MHz
- Low phase noise
- Highly shock and vibration resistant

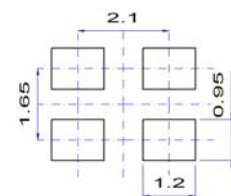
Parameter	Specification		
	VXO-5S18-4p	VXO-5S28-4p	VXO-5S3-4p
Frequency range	2 ~ 54 MHz		
Standard frequencies	27.0 MHz and 27.160 MHz		
Supply voltage	+1.8 V \pm 5 %	+2.8 V \pm 5 %	+3.3 V \pm 5 %
Supply current	3 ~ 8 mA		
Frequency stability (all inclusive) (*)	< \pm 30 ppm < \pm 50 ppm		
Output signal	CMOS		
Output voltage	$V_{OH} \geq 0.9 \times V_{dc}$ $V_{OL} \leq 0.1 \times V_{dc}$		
Output load	15 pF		
Symmetry	40 ~ 60 %	@ $\frac{1}{2}$ Vdc	
Rise / Fall time	6 ~ 10 ns		
Voltage control (Vc)	+0.9 V \pm 0.9 V	+1.4 V \pm 1.4 V	+1.65 V \pm 1.654 V
Impedance (Vc to GND)	> 100 k Ω		
Frequency pulling range	> \pm 80 ppm	1.8 Vdc	
	> \pm 90 ppm	2.8 Vdc	
	> \pm 90 ppm	3.3 Vdc	
Modulation bandwidth	> 10 kHz	@ -3 dB	
Phase noise	-125 dBc/Hz	@ 1 kHz	
Operating temperature range	-20 ~ +70 $^{\circ}$ C		
Packaging units	tape & reel	500 or 1'000 pieces	
(*) All inclusive frequency stability vs. temperature, tolerance, aging, supply & load variation			
Customer specifications on request			



Pin function

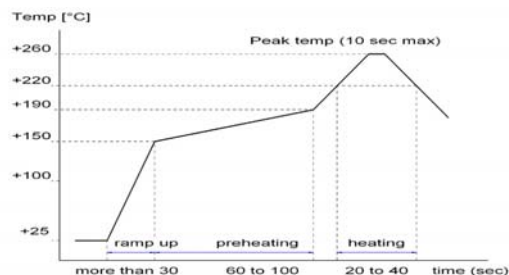
- # 1 Vc Voltage control
- # 2 GND
- # 3 Output
- # 4 Vdc

Example for solder pattern



Do not design any conductive path between the pattern

Example for IR reflow soldering temperature



2002/95/EC RoHS compliant

30 Mar. 11