

Features

- Small Size
- Low Ripple
- High Rejection


Description

Surface mount, silver (Ag) coated barium ceramic filter.

Weight: 1.0 grams typical.

Material: Filter is composed of a ceramic block plated with Ag and a shield made of TBD.

Filter complies with RoHS standards.



Electrical Specifications

<u>Parameter</u>	Frequency MHz	Typical @ 25°C	Specification @ 25°C	Spec over -40°C to +85°C
Passband IL (over 20MHz avg)	5150 - 5850	0.70	1.00	1.00
Passband Ripple (over 160MHz)	5150 - 5850	0.20	0.40	0.40
Passband Return Loss	5150 - 5850	15.00	12.00	12.00
Attenuation	1 - 2690		50.00	50.00
	2690 - 4200		40.00	40.00
Average Input Power				2.0W max
Peak Input Power				20W max

Note: Supplier shall test each filter to the critical electrical specifications of the above table. Any subsequent audits may deviate from in value due to measurement repeatability among different test systems. Such deviations shall not exceed the following limits:

Specification Allowance

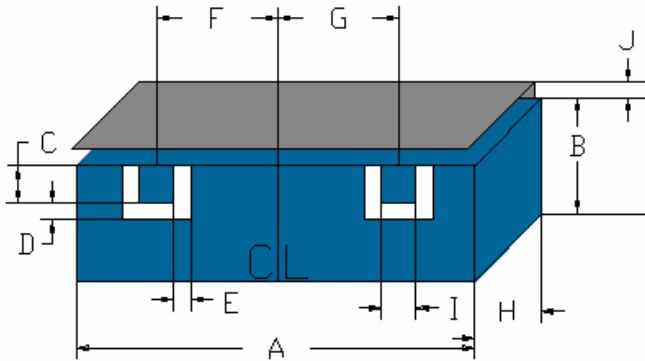
Insertion Loss	0.1 dB
Return Loss	1.0 dB
Stopbands	1.0 dB

*This product is covered by one or more of the following U.S. and foreign patents including: US 4,692,726;US 4,742,562; US 4,800,348;US 4,829,274;US 5,146,193;EP 0573597;DE 0573597;FR 0573597;JP 508149/92;KR 142171;US 5,162,760;US 5,218,329;US 5,250,916;US 5,327,109;US 5,488,335;CA 2114029;FR 9306297;GB 2273393;JP 3205337;KR 115113;CN 93106228.4;US 5,512,866;EP 0706719;DE 0706719;FR 0706719;GB 0706719;CN 95190359.4;US 5,602,518;US 5,721,520;US 5,745,018;EP 0910875;DE 0910875;DK 0910875;FR 0910875;GB 0910875;IE 0910875;JP 505182/98;KR 10-323013;US 5,994,978;US 6,462,629;CN 00810420.4;US 6,559,735;US 6,650,202;US 6,834,429. Other US and foreign patents pending.

CTS Corporation 2006 reserves all copyrights in the layout, design and configuration of the patterns on this product.

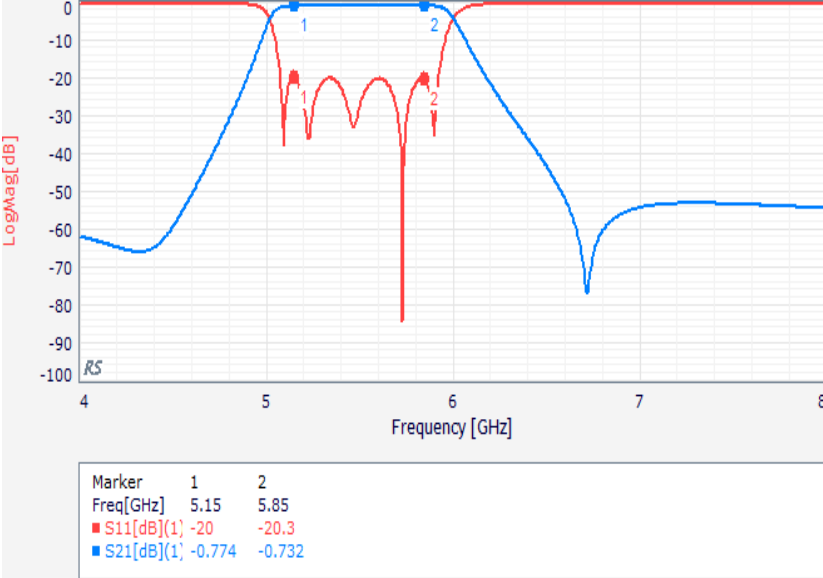
Mechanical Drawing

Rev A – Origin Date: September 24, 2015 – Revision Date: September 24, 2015

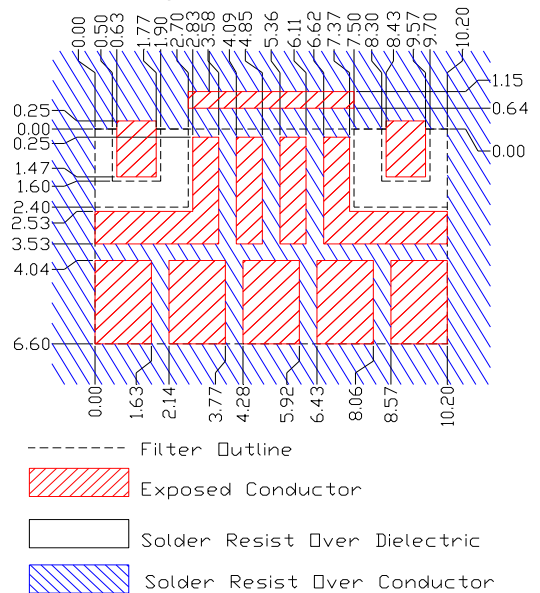


Dim	Nominal (mm)	Tolerance (mm) +/- or max
A	8.97	Max
B	3.6 est.	Max
C		0.13
D		0.13
E		0.13
F		0.13
G		0.13
H	3.10	Max
I		0.13
J	0.96	Max

Electrical response

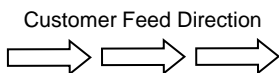


PCB Layout

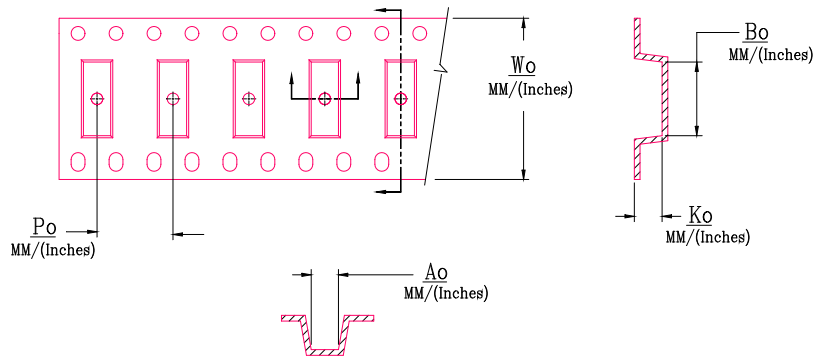


Packaging and Marking

DIMENSION	UNITS	SPECIFICATION
REEL DIAMETER	mm	330
REEL WEIGHT	kg	1.6
REEL QUANTITY	ea.	1000



CTS
550
YWW



Wo	Ao	Bo	Ko	Po
Inches/mm	Inches/mm	Inches/mm	Inches/mm	Inches/mm
0.945"/24	0.319"/8.10	0.406"/10.30	0.165"/4.20	0.472"/12.00