

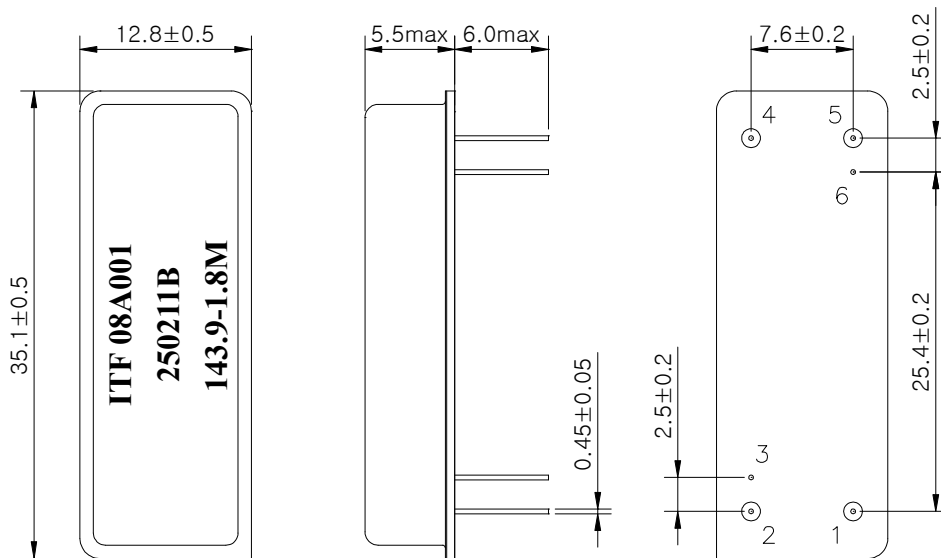
# SAW Bandpass Filter 250211B



## 1. Features

- IF bandpass filter
- High attenuation
- Single-ended operation
- Dip Package
- Maximum Storage Temperature Range : -40°C ~ 85°C
- Electrostatics Sensitive Device (ESD)

## 2. Package Dimension



**Package : D3512**

Dimensions shown are nominal in millimeters

Base : Fe(SPCC), Au plating over Ni plated

Cap : Cu & Cr Alloy, Ni Plated

Termination : Kovar, Au Plated

Pin Configuration	
1	Input
5	Output
2, 4	Ground
3, 6	Case ground

	<b>ITF Co., Ltd.</b> 102-901, Bucheon Technopark 364, Samjeong-Dong, Ojeong-Gu, Bucheon-City, Gyeonggi-Do, Korea 421-809	Part No.	250211B	
		Rev. Date	2008-11-13	
		Rev.	NW8033-CS01	1/5

# SAW Bandpass Filter 250211B



## 3. Specifications

Fo = 143.9 MHz


Terminating source impedance : 50Ω and matching network

Terminating load impedance : 50Ω and matching network

		Minimum	Typical	Maximum
Center Frequency	MHz	-	143.9	-
Insertion Loss	dB	-	21.5	24.0
1dB Bandwidth	MHz	1.8	1.86	-
3dB Bandwidth	MHz	-	2.0	-
20dB Bandwidth	MHz	-	2.48	2.6
40dB Bandwidth	MHz	-	2.71	2.8
Amplitude Ripple (Fo +/- 0.8 MHz)	dB	-	0.35	1.0
Group Delay Variation (Fo +/- 0.8 MHz)	nsec	-	220	350
Absolute Delay	usec	-	3.63	-
Ultimate Rejection	dB	50	55	-
Relative Attenuation				
fo+/-900KHz+/-400KHz	dB	20	24	-
Temperature Coefficient of Frequency	ppm/°C <sup>2</sup>	-	-0.03	-

### Notes :

- 1) All specifications are based on the matching schematic shown below
- 2) All specifications are measured by Agilent Network analyzer and full 2 port calibration at room temperature
- 3) All attenuation measurements are measured relative to insertion loss

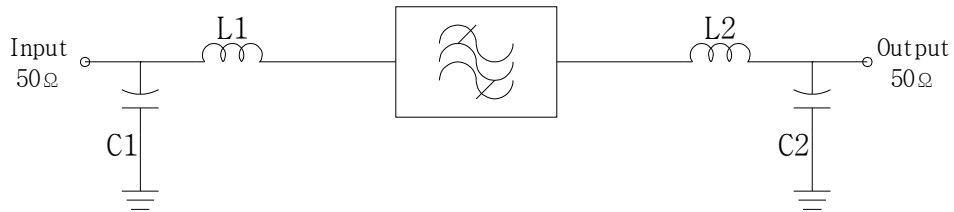
	<b>ITF Co., Ltd.</b> 102-901, Bucheon Technopark 364, Samjeong-Dong, Ojeong-Gu, Bucheon-City, Gyeonggi-Do, Korea 421-809	Part No.	250211B	
		Rev. Date	2008-11-13	
		Rev.	NW8033-CS01	2/5

# SAW Bandpass Filter 250211B



## 4. Matching Schematic

( Actual matching values may vary due to PCB layout and parasitics )



L1 = 56 nH, L2 = 47 nH

C1 = C2 = 43 pF


## 5. Marking Configuration

ITF<sup>1)</sup>08A001<sup>2)</sup>

250211B<sup>3)</sup>

143.9<sup>4)</sup>-1.8M<sup>5)</sup>

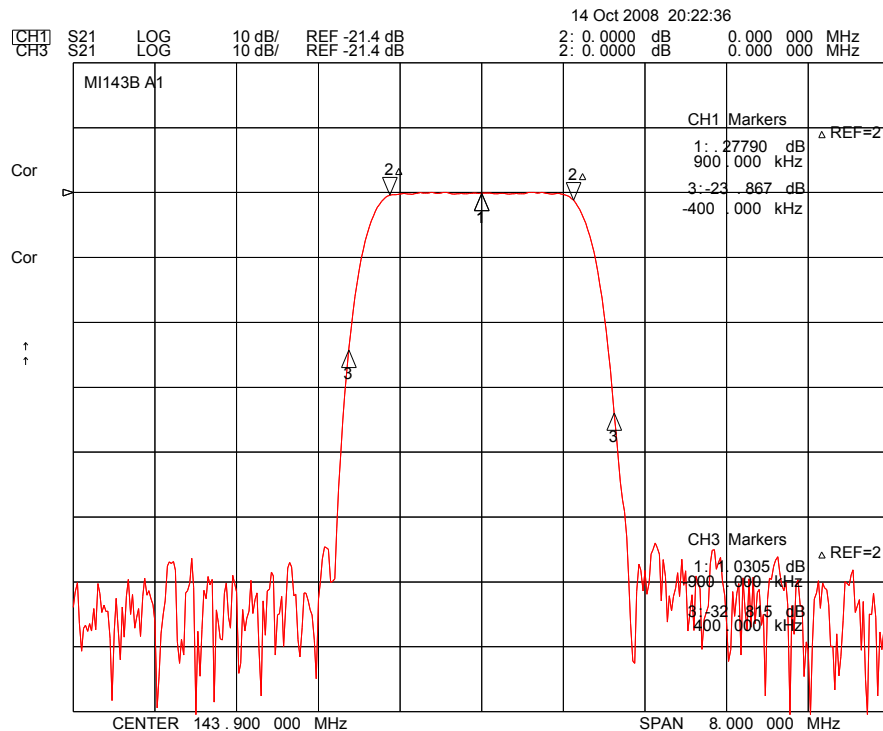
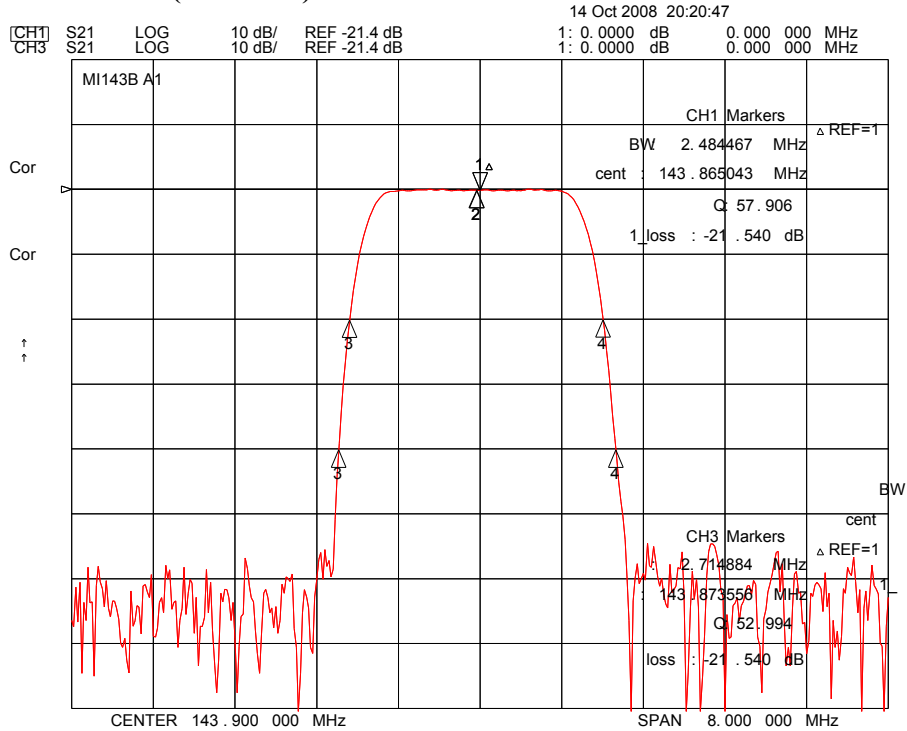
- 1) Manufacturer name
- 2) Lot Number
- 3) Part Number
- 4) Center Frequency
- 5) 1dB-Bandwidth

	<b>ITF Co., Ltd.</b> 102-901, Bucheon Technopark 364, Samjeong-Dong, Ojeong-Gu, Bucheon-City, Gyeonggi-Do, Korea 421-809	Part No.	250211B	
		Rev. Date	2008-11-13	
		Rev.	NW8033-CS01	3/5

# SAW Bandpass Filter 250211B



## 6. Typical Performance ( at +25°C )



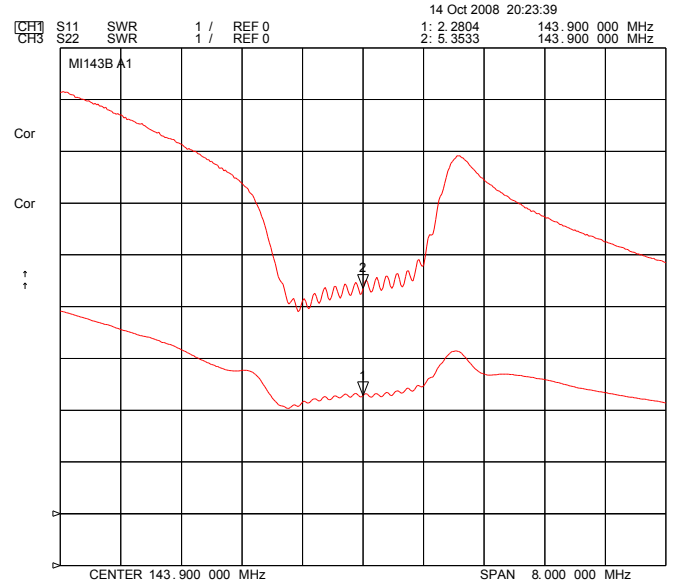
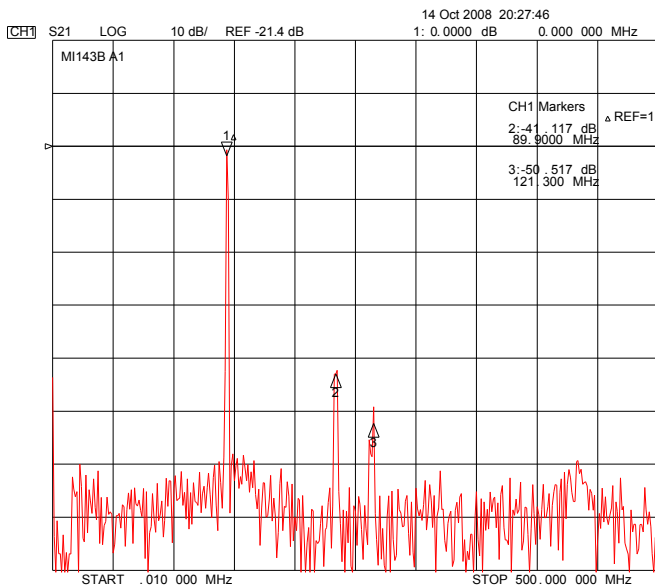
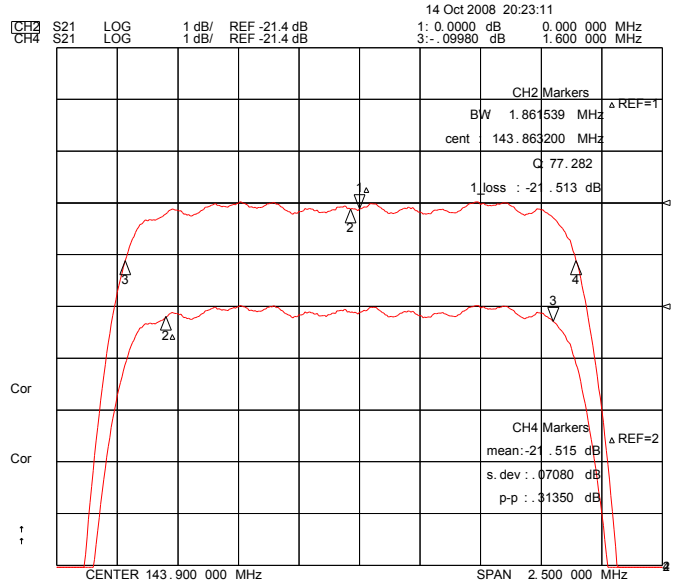
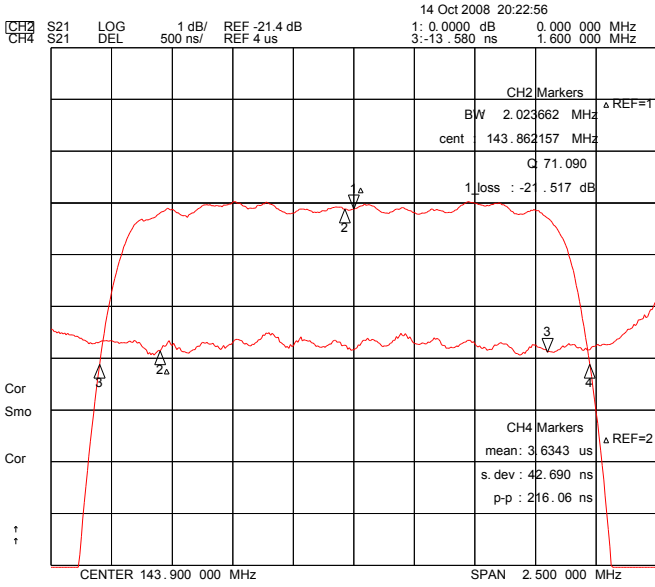
**ITF Co., Ltd.**  
 102-901, Bucheon Technopark 364,  
 Samjeong-Dong, Ojeong-Gu, Bucheon-City,  
 Gyeonggi-Do, Korea 421-809

Part No. 250211B

Rev. Date 2008-11-13

Rev. NW8033-CS01 4/5

# SAW Bandpass Filter 250211B



**ITF Co., Ltd.**  
 102-901, Bucheon Technopark 364,  
 Samjeong-Dong, Ojeong-Gu, Bucheon-City,  
 Gyeonggi-Do, Korea 421-809

Part No.	250211B	
Rev. Date	2008-11-13	
Rev.	NW8033-CS01	5/5