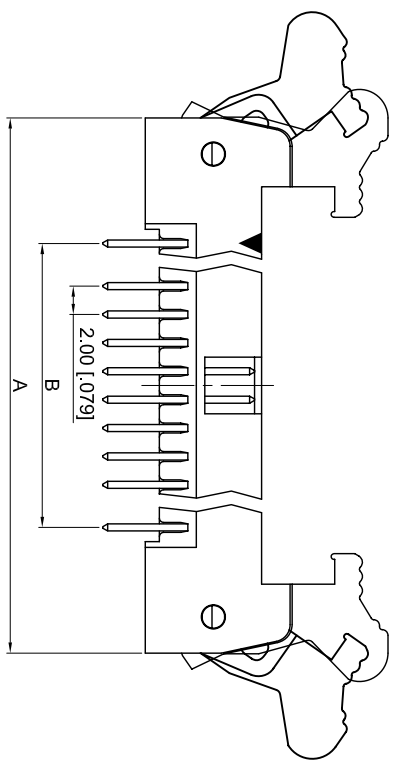
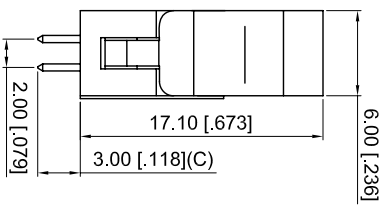
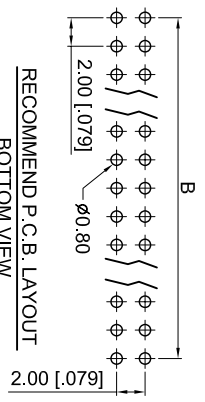
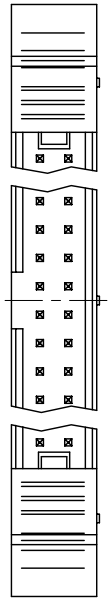


Rev	AWO #	Description	Date	Appr
-		RELEASED	01/26/06	

APPROVED: _____
 DATE: _____ TITLE: _____



Number Of Position	DIMENSIONS	
	A	B
10	25.70(1.012)	8.00(0.315)
12	27.70(1.091)	10.00(0.394)
14	29.70(1.169)	12.00(0.472)
16	31.70(1.248)	14.00(0.551)
20	35.70(1.406)	18.00(0.709)
22	37.70(1.406)	20.00(0.787)
24	39.70(1.563)	22.00(0.866)
26	41.70(1.642)	24.00(0.945)
30	45.70(1.799)	28.00(1.102)
32	47.70(1.878)	30.00(1.181)
34	49.70(1.957)	32.00(1.260)
40	55.70(2.193)	38.00(1.496)
44	59.70(2.350)	42.00(1.654)
50	65.70(2.587)	48.00(1.890)
68	83.70(3.295)	66.00(2.598)

SPECIFICATIONS:

Material: Insulator: PBT, glass reinforced, rated UL 94V-0
 Insulator color: Black
 Contacts: Copper Alloy
 Plating: Gold Flash over Nickel underplate overall
 Electrical: Operating voltage: 250 VAC max
 Current rating: 1 Amps max
 Insulation resistance: 1000 Mohms min @ 500 VDC
 Dielectric withstanding voltage: 500 VAC for 1 minute
 Temperature Rating: Operating temperature: -40C to +85C
 Environmental: Lead free, RoHS compliant.
 Recommended soldering temp: 235 for 5 sec.

ADAM TECH

909 Rahway Avenue, Union, NJ 07083
 Phone: 908-687-5000 Fax: 908-687-5710

TITLE: 2MM LATCHING BOX HEADER, STRAIGHT
 PCB, GOLD PLATED

UNLESS OTHERWISE SPECIFIED ALL DIMENSIONS ARE MM [INCHES]	
TOLERANCES: EXCEPT AS NOTED	
INCHES	HOLDS
.X ± .10	ØXX ± .10
.XX ± .020	ØXXX ± .015
.XXX ± .015	ØXXXX ± .010
APPROVALS	DATE
DRAWN	SS
CHECKED	01/26/06
APPROVED	

SIZE	PART NO.	REV.
X	2MHR-XX-VUA-S	-
REF:	SCALE: NTS	SHEET 1 OF 1

6 5 4 3 2 1