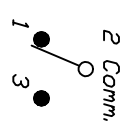
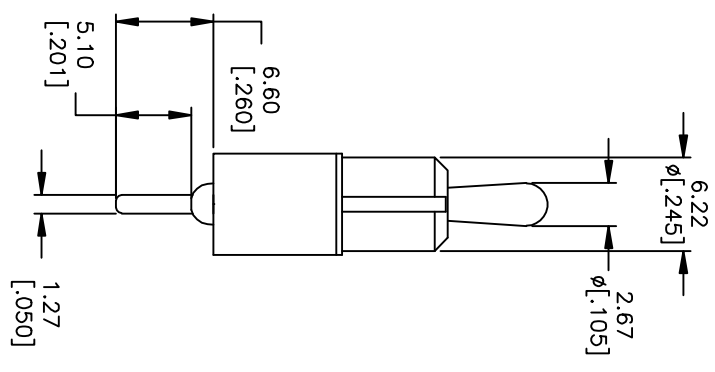
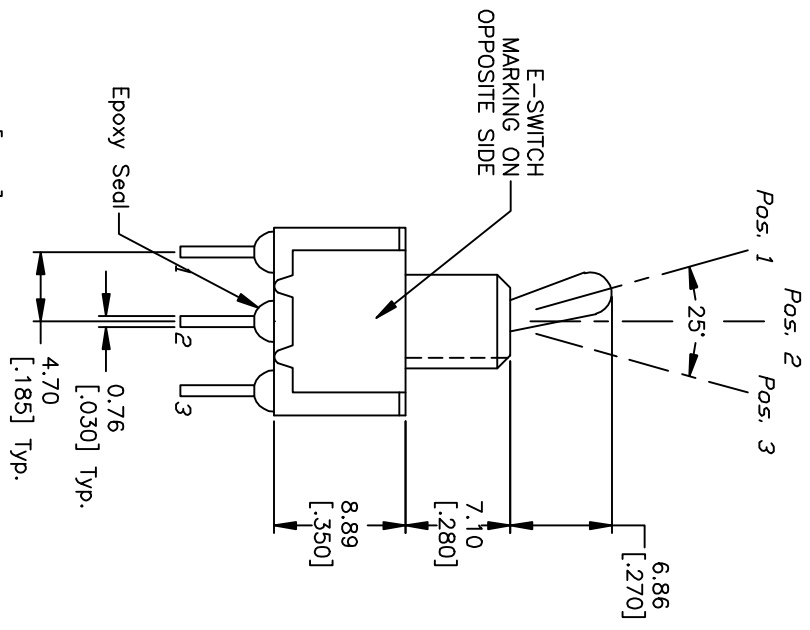


RECOMMEND P.C.B. LAYOUT



CIRCUIT: SPDT
CONTACT CONFIGURATION

SWITCH FUNCTION			
POS. 1	POS. 2	POS. 3	
DN	NDNE	DN	
2-3	DOPEN	2-1	

NOTES:

1. ALL DIMENSIONS IN MM [INCH]
2. GENERAL TOLERANCE: 0.0=±0.4
0.00=±0.25
3. TERM. NOS. FOR REF. ONLY
4. RATING: 5A, @120VAC or 28VDC; 2A, 250VAC.

B	20668	CORRECTED DIMENSIONS		
A	10446	RELEASED FOR PRODUCTION	7/11/2012	
REV.	ECN No.	DESCRIPTION	DATE	CHKD

THE INFORMATION CONTAINED IN THIS DOCUMENT IS PROPRIETARY TO E-SWITCH AND IS NOT TO BE COPIED OR TRANSFERRED



TITLE: 100 SP-1 T2 B4 M2 Q E

SCALE	DATE	DR	DWG	REV
2:1	11/29/99	MM	T1110228	B